

CBSE Class 12 Mathematics Set 2 (65/2/3) Question Paper with Solutions

Time Allowed :3 Hour	Maximum Marks :80	Total Questions :38
-----------------------------	--------------------------	----------------------------

General Instructions

Read the following instructions very carefully and strictly follow them:

1. This question paper contains 38 questions. All questions are compulsory.
2. This question paper is divided into five Sections – A, B, C, D and E.
3. In Section A, Questions no. 1 to 18 are multiple choice questions (MCQs) and questions number 19 and 20 are Assertion-Reason based questions of 1 mark each.
4. In Section B, Questions no. 21 to 25 are very short answer (VSA) type questions, carrying 2 marks each.
5. In Section C, Questions no. 26 to 31 are short answer (SA) type questions, carrying 3 marks each.
6. In Section D, Questions no. 32 to 35 are long answer (LA) type questions carrying 5 marks each.
7. In Section E, Questions no. 36 to 38 are case study based questions carrying 4 marks each.
8. There is no overall choice. However, an internal choice has been provided in 2 questions in Section B, 3 questions in Section C, 2 questions in Section D and 2 questions in Section E.
9. Use of calculators is not allowed.

SECTION A

This section comprises multiple choice questions (MCQs) of 1 mark each.

1. If $y = \cos^{-1}(e^x)$, then $\frac{dy}{dx}$ is:

- (1) $\frac{1}{\sqrt{e^{-2x}+1}}$
- (2) $-\frac{1}{\sqrt{e^{-2x}+1}}$
- (3) $\frac{1}{\sqrt{e^{-2x}-1}}$
- (4) $-\frac{1}{\sqrt{e^{-2x}-1}}$

Correct Answer: (4) $-\frac{1}{\sqrt{e^{-2x}-1}}$

Solution:

Step 1: Differentiate $y = \cos^{-1}(e^x)$

The derivative of $\cos^{-1}(u)$ with respect to x is:

$$\frac{d}{dx} \cos^{-1}(u) = \frac{-1}{\sqrt{1-u^2}} \cdot \frac{du}{dx}.$$

Here, $u = e^x$, so:

$$\frac{du}{dx} = e^x.$$

Step 2: Substitute $u = e^x$

Using the formula:

$$\frac{dy}{dx} = \frac{-1}{\sqrt{1-(e^x)^2}} \cdot e^x.$$

Step 3: Simplify the denominator

Simplify $1 - (e^x)^2$:

$$1 - (e^x)^2 = 1 - e^{2x} = e^{-2x} - 1.$$

Thus,

$$\frac{dy}{dx} = \frac{-1}{\sqrt{e^{-2x} - 1}}.$$

Quick Tip

To differentiate inverse trigonometric functions, always apply the chain rule and simplify carefully. Pay attention to the domain of the functions to ensure valid results.

2. The degree and order of the differential equation $y''^2 + \log(y') = x^5$ respectively are:

- (1) not defined, 5
- (2) not defined, 2
- (3) 5, not defined
- (4) 2, 2

Correct Answer: (2) not defined, 2

Solution:

Step 1: Understand the order of the differential equation

The order of a differential equation is the highest derivative present in the equation.

Here, the highest derivative is y' , so the order is 2.

Step 2: Check the degree of the differential equation

The degree is defined only when the equation is polynomial in derivatives.

Here, $\log(y')$ is present, which is a non-polynomial term. Thus, the degree is not defined.

Conclusion: The order is 2, and the degree is not defined.

Quick Tip

Always remember: - Order: Highest derivative in the equation. - Degree: Power of the highest order derivative after the equation is free from fractions and radicals involving derivatives.

3. The unit vector perpendicular to both vectors $\hat{i} + \hat{k}$ and $\hat{i} - \hat{k}$ is:

- (1) $2\hat{j}$
- (2) \hat{j}
- (3) $\frac{\hat{i}-\hat{k}}{\sqrt{2}}$
- (4) $\frac{\hat{i}+\hat{k}}{\sqrt{2}}$

Correct Answer: (2) \hat{j}

Solution:

Step 1: Use the cross-product to find the perpendicular vector

The cross-product of two vectors $\vec{A} = \hat{i} + \hat{k}$ and $\vec{B} = \hat{i} - \hat{k}$ gives a vector perpendicular to

both:

$$\vec{A} \times \vec{B} = \begin{vmatrix} \hat{i} & \hat{j} & \hat{k} \\ 1 & 0 & 1 \\ 1 & 0 & -1 \end{vmatrix}.$$

Expanding the determinant:

$$\vec{A} \times \vec{B} = \hat{i}(0 - 0) - \hat{j}(1 - (-1)) + \hat{k}(0 - 0) = -2\hat{j}.$$

Step 2: Normalize the vector to obtain the unit vector

The magnitude of $-2\hat{j}$ is:

$$\|\vec{A} \times \vec{B}\| = 2.$$

Thus, the unit vector is:

$$\hat{j} = \frac{-2\hat{j}}{2}.$$

Quick Tip

For finding a vector perpendicular to two given vectors, use the cross-product. To convert to a unit vector, divide by the magnitude of the resulting vector.

4. Direction ratios of a vector parallel to the line $\frac{x-1}{2} = -y = \frac{2z+1}{6}$ are:

(1) 2, -1, 6

(2) 2, 1, 6

(3) 2, 1, 3

(4) 2, -1, 3

Correct Answer: (4) 2, -1, 3

Solution:

Step 1: Write the direction ratios from the given line equation

The given line is:

$$\frac{x-1}{2} = -y = \frac{2z+1}{6}.$$

Equating these to a parameter t , we get:

$$x - 1 = 2t, \quad y = -t, \quad 2z + 1 = 6t.$$

Step 2: Find the direction ratios

From $x = 2t + 1$, $y = -t$, and $z = 3t - \frac{1}{2}$, the direction ratios of the line are:

$$2, -1, 3.$$

Conclusion: The direction ratios are 2, -1, 3.

Quick Tip

To find direction ratios, express the line equations in parametric form and extract the coefficients of the parameter t .

5. If for the matrix $A = \begin{bmatrix} \tan x & 1 \\ -1 & \tan x \end{bmatrix}$, $A + A' = 2\sqrt{3}I$, then the value of $x \in [0, \frac{\pi}{2}]$ is:

(1) 0

(2) $\frac{\pi}{4}$

(3) $\frac{\pi}{3}$

(4) $\frac{\pi}{6}$

Correct Answer: (3) $\frac{\pi}{3}$

Solution:

Step 1: Expand the matrix equation

The given matrix $A = \begin{bmatrix} \tan x & 1 \\ -1 & \tan x \end{bmatrix}$. The transpose is:

$$A' = \begin{bmatrix} \tan x & -1 \\ 1 & \tan x \end{bmatrix}.$$

Adding A and A' :

$$A + A' = \begin{bmatrix} \tan x & 1 \\ -1 & \tan x \end{bmatrix} + \begin{bmatrix} \tan x & -1 \\ 1 & \tan x \end{bmatrix} = \begin{bmatrix} 2 \tan x & 0 \\ 0 & 2 \tan x \end{bmatrix}.$$

Step 2: Compare with the given equation

The given equation is:

$$A + A' = 2\sqrt{3}I,$$

where I is the identity matrix. Thus:

$$\begin{bmatrix} 2 \tan x & 0 \\ 0 & 2 \tan x \end{bmatrix} = \begin{bmatrix} 2\sqrt{3} & 0 \\ 0 & 2\sqrt{3} \end{bmatrix}.$$

Step 3: Solve for $\tan x$

Equating elements, we get:

$$2 \tan x = 2\sqrt{3} \quad \Rightarrow \quad \tan x = \sqrt{3}.$$

Thus, $x = \frac{\pi}{3}$ (in the interval $[0, \frac{\pi}{2}]$).

Conclusion: The value of x is $\frac{\pi}{3}$.

Quick Tip

For matrix equations involving transpose, simplify the addition or subtraction to identify key terms and compare with the identity matrix.

6. If a line makes an angle of 30° with the positive direction of x-axis, 120° with the positive direction of y-axis, then the angle which it makes with the positive direction of z-axis is:

- (1) 90°
- (2) 120°
- (3) 60°
- (4) 0°

Correct Answer: (1) 90°

Solution:

Step 1: Use the direction cosine property

The direction cosines l, m, n of a line satisfy:

$$l^2 + m^2 + n^2 = 1.$$

Here:

$$l = \cos 30^\circ = \frac{\sqrt{3}}{2}, \quad m = \cos 120^\circ = -\frac{1}{2}.$$

Step 2: Solve for n

Substitute l^2 and m^2 into the equation:

$$\left(\frac{\sqrt{3}}{2}\right)^2 + \left(-\frac{1}{2}\right)^2 + n^2 = 1.$$

$$\frac{3}{4} + \frac{1}{4} + n^2 = 1 \quad \Rightarrow \quad n^2 = 1 - 1 = 0.$$

Thus, $n = 0$.

Conclusion: The angle with the z-axis is 90° .

Quick Tip

Remember that the direction cosines satisfy $l^2 + m^2 + n^2 = 1$ and correspond to the cosines of angles with the axes.

7. If the sum of all the elements of a 3×3 scalar matrix is 9, then the product of all its elements is:

- (1) 0
- (2) 9
- (3) 27
- (4) 729

Correct Answer: (1) 0

Solution:

Step 1: Understand a scalar matrix

A scalar matrix is a diagonal matrix where all diagonal elements are equal, and all off-diagonal elements are zero. Let the diagonal element be a . In a 3×3 matrix, the sum of elements is:

$$3a = 9 \quad \Rightarrow \quad a = 3.$$

Step 2: Find the product of all elements

The product of all elements of the scalar matrix is:

$$a^3 \cdot 0 = 0,$$

as all off-diagonal elements are zero.

Conclusion: The product of all elements is 0.

Quick Tip

For scalar matrices, remember that only diagonal elements are non-zero. Off-diagonal elements contribute nothing to the product.

8. Let $f : \mathbb{R}_+ \rightarrow [-5, \infty)$ be defined as $f(x) = 9x^2 + 6x - 5$, where \mathbb{R}_+ is the set of all non-negative real numbers. Then, f is:

- (A) one-one
- (B) onto
- (C) bijective
- (D) neither one-one nor onto

Correct Answer: (C) bijective

Solution:

Step 1: Examine the function $f(x)$.

The given function $f(x) = 9x^2 + 6x - 5$ is a quadratic function with a positive leading coefficient, indicating that the parabola opens upwards.

Step 2: Determine the domain and range.

The domain of the function is \mathbb{R}_+ , meaning that $x \geq 0$. To find the minimum value, we calculate the vertex of the parabola, which occurs at:

$$x = -\frac{b}{2a} = -\frac{6}{2 \cdot 9} = -\frac{1}{3}.$$

However, since $x \geq 0$, we check $f(x)$ at $x = 0$:

$$f(0) = -5.$$

Thus, the range of $f(x)$ is $[-5, \infty)$, which shows that the function is onto.

Step 3: Verify the one-one property.

Since the function is strictly increasing for $x \geq 0$, it satisfies the one-one property.

Step 4: Conclusion.

Given that $f(x)$ is both one-one and onto, the function is bijective.

Quick Tip

To confirm if a quadratic function is bijective, examine the function's monotonicity over the given domain and ensure the range covers all possible outputs.

9. If $\begin{vmatrix} -a & b & c \\ a & -b & c \\ a & b & -c \end{vmatrix} = kabc$, then the value of k is:

(A) 0

(B) 1

(C) 2

(D) 4

Correct Answer: (D) 4

Solution: We are given the following determinant and are tasked with finding its value:

$$\begin{vmatrix} -a & b & c \\ a & -b & c \\ a & b & -c \end{vmatrix} = kabc$$

Taking a , b , and c out of the matrix from columns C_1 , C_2 , and C_3 , respectively:

$$abc \begin{vmatrix} -1 & 1 & 1 \\ 1 & -1 & 1 \\ 1 & 1 & -1 \end{vmatrix} = kabc$$

Dividing both sides by abc , we get:

$$\begin{vmatrix} -1 & 1 & 1 \\ 1 & -1 & 1 \\ 1 & 1 & -1 \end{vmatrix} = k$$

Using column operations $C_2 \rightarrow C_2 + C_1$ and $C_3 \rightarrow C_3 + C_1$, the determinant simplifies to:

$$\begin{vmatrix} -1 & 0 & 0 \\ 1 & 0 & 2 \\ 1 & 2 & 0 \end{vmatrix} = k$$

Expanding the determinant along the first row:

$$-1(0 \times 0 - 2 \times 2) = k$$

Simplifying further:

$$-1(-4) = k$$

$$k = 4$$

$$\therefore k = 4$$

Given the problem setup, the value of k is 4, and thus the correct option is (D) 4.

Quick Tip

When dealing with determinants, applying column operations can simplify the calculation significantly. Watch for symmetry to identify potential simplifications.

10. The number of points of discontinuity of $f(x) = \begin{cases} |x| + 3, & \text{if } x \leq -3, \\ -2x, & \text{if } -3 < x < 3, \text{ is:} \\ 6x + 2, & \text{if } x \geq 3 \end{cases}$

(A) 0

(B) 1

(C) 2

(D) infinite

Correct Answer: (B) 1

Solution:

Step 1: Analyze the points where discontinuity might occur.

The given piecewise function transitions at $x = -3$ and $x = 3$. These are the potential points where discontinuities could arise.

Step 2: Verify continuity at $x = -3$.

At $x = -3$, calculate the left-hand and right-hand limits:

$$\text{Left-hand limit (LHL)} = |x| + 3 = |-3| + 3 = 3 + 3 = 6,$$

$$\text{Right-hand limit (RHL)} = -2x = -2(-3) = 6.$$

The function value at $x = -3$ is:

$$f(-3) = |x| + 3 = |-3| + 3 = 6.$$

Since the left-hand limit, right-hand limit, and the function's value at $x = -3$ are all equal, the function is continuous at $x = -3$.

Step 3: Verify continuity at $x = 3$.

At $x = 3$, calculate the left-hand and right-hand limits:

$$\text{Left-hand limit (LHL)} = -2x = -2(3) = -6,$$

$$\text{Right-hand limit (RHL)} = 6x + 2 = 6(3) + 2 = 18 + 2 = 20.$$

Since the left-hand limit and right-hand limit are not equal, the function is discontinuous at $x = 3$.

Step 4: Final Conclusion.

There is exactly one point of discontinuity, which occurs at $x = 3$. Therefore, the total number of points of discontinuity is:

$$\boxed{1}.$$

Quick Tip

To determine if a function is continuous at a point, check if the left-hand limit, right-hand limit, and the function value all match. If they do not, the function is discontinuous at that point.

11. The function $f(x) = x^3 - 3x^2 + 12x - 18$ is:

- (A) strictly decreasing on \mathbb{R}
- (B) strictly increasing on \mathbb{R}
- (C) neither strictly increasing nor strictly decreasing on \mathbb{R}
- (D) strictly decreasing on $(-\infty, 0)$

Correct Answer: (B) strictly increasing on \mathbb{R}

Solution:

Step 1: Calculate the derivative of $f(x)$.

The derivative of the given function $f(x)$ is:

$$f'(x) = 3x^2 - 6x + 12.$$

Step 2: Simplify the derivative expression.

We can factor out the common term to simplify $f'(x)$:

$$f'(x) = 3(x^2 - 2x + 4).$$

The quadratic expression $x^2 - 2x + 4$ has a discriminant:

$$\Delta = (-2)^2 - 4(1)(4) = 4 - 16 = -12.$$

Since the discriminant is negative, the quadratic expression is always positive. Thus,

$f'(x) > 0$ for all real values of x .

Step 3: Monotonicity Conclusion.

Given that $f'(x) > 0$ for all $x \in \mathbb{R}$, the function $f(x)$ is strictly increasing on the entire real number line.

Step 4: Final Conclusion.

Therefore, the function $f(x)$ is:

strictly increasing on \mathbb{R} .

Quick Tip

To determine if a function is strictly increasing, examine the sign of its derivative. If the derivative is positive throughout the domain, the function is strictly increasing.

12. The anti-derivative of $\sqrt{1 + \sin 2x}$, $x \in [0, \frac{\pi}{4}]$ is:

- (1) $\cos x + \sin x$
- (2) $-\cos x + \sin x$
- (3) $\cos x - \sin x$
- (4) $-\cos x - \sin x$

Correct Answer: (2) $-\cos x + \sin x$

Solution:

Step 1: Rewrite the given integral

The problem is to find the anti-derivative of $\sqrt{1 + \sin 2x}$. Using the trigonometric identity:

$$\sin 2x = 2 \sin x \cos x,$$

we rewrite $\sqrt{1 + \sin 2x}$ as:

$$\sqrt{1 + 2 \sin x \cos x}.$$

Step 2: Simplify using the double-angle formula

The expression $1 + 2 \sin x \cos x$ can be written as:

$$1 + \sin 2x = (\sin x + \cos x)^2.$$

Thus:

$$\sqrt{1 + \sin 2x} = |\sin x + \cos x|.$$

Step 3: Evaluate the integral

For $x \in [0, \frac{\pi}{4}]$, both $\sin x$ and $\cos x$ are positive, so:

$$\sqrt{1 + \sin 2x} = \sin x + \cos x.$$

The anti-derivative is:

$$\int (\sin x + \cos x) dx = -\cos x + \sin x + C.$$

Conclusion: The anti-derivative of $\sqrt{1 + \sin 2x}$ is $-\cos x + \sin x$.

Quick Tip

To solve integrals involving trigonometric expressions, use trigonometric identities like the double-angle formula to simplify the expression before integration.

13. The differential equation $\frac{dy}{dx} = F(x, y)$ will not be a homogeneous differential equation, if $F(x, y)$ is:

(A) $\cos x - \sin\left(\frac{y}{x}\right)$

(B) $\frac{y}{x}$

(C) $\frac{x^2 + y^2}{xy}$

(D) $\cos^2\left(\frac{x}{y}\right)$

Correct Answer: (A) $\cos x - \sin\left(\frac{y}{x}\right)$

Solution:

Step 1: Definition of a homogeneous differential equation.

A differential equation $\frac{dy}{dx} = F(x, y)$ is considered homogeneous if the function $F(x, y)$ can be expressed solely in terms of the ratio $\frac{y}{x}$ or equivalently $\frac{x}{y}$.

Step 2: Analyze the given options.

We will evaluate whether $F(x, y)$ in each option can be written as a function of $\frac{y}{x}$ or $\frac{x}{y}$.

- (A) $F(x, y) = \cos x - \sin\left(\frac{y}{x}\right)$: The term $\cos x$ depends solely on x , and cannot be written as a function of $\frac{y}{x}$. Thus, $F(x, y)$ is not homogeneous.

- (B) $F(x, y) = \frac{y}{x}$: This is already in the form $\frac{y}{x}$, which is homogeneous by definition.

- (C) $F(x, y) = \frac{x^2+y^2}{xy}$: Simplifying : $F(x, y) = \frac{x^2}{xy} + \frac{y^2}{xy} = \frac{x}{y} + \frac{y}{x}$. Both terms $\frac{x}{y}$ and $\frac{y}{x}$ are functions of $\frac{y}{x}$, indicating that $F(x, y)$ is homogeneous.

- (D) $F(x, y) = \cos^2\left(\frac{x}{y}\right)$: The expression $\cos^2\left(\frac{x}{y}\right)$ depends only on $\frac{x}{y}$, making $F(x, y)$ homogeneous.

Step 3: Conclusion.

The only function that is not homogeneous is:

$$\cos x - \sin\left(\frac{y}{x}\right).$$

Quick Tip

To identify if a function is homogeneous, check if it can be written as a function of $\frac{y}{x}$ or $\frac{x}{y}$. Functions involving only these ratios are homogeneous.

14. For any two vectors \vec{a} and \vec{b} , which of the following statements is always true?

(A) $\vec{a} \cdot \vec{b} \geq |\vec{a}| |\vec{b}|$

(B) $\vec{a} \cdot \vec{b} = |\vec{a}| |\vec{b}|$

(C) $\vec{a} \cdot \vec{b} \leq |\vec{a}| |\vec{b}|$

(D) $\vec{a} \cdot \vec{b} \geq -|\vec{a}| |\vec{b}|$

Correct Answer: (C) $\vec{a} \cdot \vec{b} \leq |\vec{a}| |\vec{b}|$

Solution:

Step 1: Definition of the dot product.

The dot product between two vectors \vec{a} and \vec{b} is defined as:

$$\vec{a} \cdot \vec{b} = |\vec{a}| |\vec{b}| \cos \theta,$$

where θ represents the angle between the vectors \vec{a} and \vec{b} .

Step 2: Investigate the range of $\cos \theta$.

Since $\cos \theta$ lies within the range $-1 \leq \cos \theta \leq 1$, it follows that:

$$-|\vec{a}| |\vec{b}| \leq \vec{a} \cdot \vec{b} \leq |\vec{a}| |\vec{b}|.$$

Step 3: Final Answer.

Thus, the correct inequality for the dot product is:

$$\boxed{\vec{a} \cdot \vec{b} \leq |\vec{a}| |\vec{b}|}.$$

Quick Tip

For any two vectors, the absolute value of their dot product is always bounded by the product of their magnitudes, i.e., $|\vec{a} \cdot \vec{b}| \leq |\vec{a}| |\vec{b}|$.

15. The coordinates of the foot of the perpendicular drawn from the point $(0, 1, 2)$ on the x -axis are given by:

- (A) $(1, 0, 0)$
- (B) $(2, 0, 0)$
- (C) $(\sqrt{5}, 0, 0)$
- (D) $(0, 0, 0)$

Correct Answer: (D) $(0, 0, 0)$

Solution:

Step 1: Define the x -axis.

The x -axis consists of all points where the coordinates are of the form $(x, 0, 0)$, where x is any real number.

Step 2: Foot of the perpendicular.

The foot of the perpendicular from the point $(0, 1, 2)$ onto the x -axis represents the closest

point on the x -axis. Since the perpendicular from $(0, 1, 2)$ to the x -axis drops to $x = 0$, the foot of the perpendicular has the coordinates:

$$(0, 0, 0).$$

Step 3: Conclusion.

Thus, the foot of the perpendicular is:

$$\boxed{(0, 0, 0)}.$$

Quick Tip

When finding the foot of the perpendicular from a point to an axis, keep the axis' coordinates fixed and set the other coordinates to zero.

16. The common region determined by all the constraints of a linear programming problem is called:

- (A) an unbounded region
- (B) an optimal region
- (C) a bounded region
- (D) a feasible region

Correct Answer: (D) a feasible region

Solution:

Step 1: Understanding the feasible region.

In a linear programming problem, the feasible region is defined as the set of all points that satisfy the system of inequalities. It represents all potential solutions that meet the given constraints.

Step 2: Evaluate the options.

- (A) Unbounded region: This can occur depending on the nature of the constraints, but it is not always the case. - (B) Optimal region: Refers to the best solution within the feasible region, not the region itself. - (C) Bounded region: The feasible region could be bounded, but it is not necessarily so in every scenario. - (D) Feasible region: This is the region that is formed by the constraints, which is always the common area where all inequalities overlap.

Step 3: Conclusion.

Thus, the correct answer is:

Feasible region

.

Quick Tip

In linear programming, the feasible region consists of all points that satisfy the system of inequalities, representing the possible solutions to the problem.

-
- 17. Let E be an event of a sample space S of an experiment, then $P(S|E)$ is:** (A) $P(S \cap E)$
(B) $P(E)$
(C) 1
(D) 0

Correct Answer: (C) 1

Solution:

Step 1: Recall the definition of conditional probability.

Conditional probability $P(A|B)$ is defined as:

$$P(A|B) = \frac{P(A \cap B)}{P(B)}, \quad \text{where } P(B) > 0.$$

Step 2: Apply to $P(S|E)$.

In this case, $A = S$ (the sample space) and $B = E$. Since S represents all possible outcomes, it contains all elements of E , so:

$$P(S \cap E) = P(E).$$

Thus, the conditional probability becomes:

$$P(S|E) = \frac{P(S \cap E)}{P(E)} = \frac{P(E)}{P(E)} = 1.$$

Step 3: Conclusion.

Therefore, the conditional probability $P(S|E)$ is:

1

.

Quick Tip

The conditional probability of the sample space given any event is always 1, as the sample space contains all possible outcomes.

18. If $A = [a_{ij}]$ be a 3×3 matrix, where $a_{ij} = i - 3j$, then which of the following is false?

- (A) $a_{11} < 0$
- (B) $a_{12} + a_{21} = -6$
- (C) $a_{13} > a_{31}$
- (D) $a_{31} = 0$

Correct Answer: (C) $a_{13} > a_{31}$

Solution:

Step 1: Define the matrix $A = [a_{ij}]$.

The elements of the matrix A are defined by the relation $a_{ij} = i - 3j$, where i represents the row index and j represents the column index.

Step 2: Compute the elements of A .

For a 3×3 matrix, we compute the elements as follows:

$$a_{11} = 1 - 3(1) = -2, \quad a_{12} = 1 - 3(2) = -5, \quad a_{13} = 1 - 3(3) = -8,$$

$$a_{21} = 2 - 3(1) = -1, \quad a_{22} = 2 - 3(2) = -4, \quad a_{23} = 2 - 3(3) = -7,$$

$$a_{31} = 3 - 3(1) = 0, \quad a_{32} = 3 - 3(2) = -3, \quad a_{33} = 3 - 3(3) = -6.$$

Thus, the matrix A is:

$$A = \begin{bmatrix} -2 & -5 & -8 \\ -1 & -4 & -7 \\ 0 & -3 & -6 \end{bmatrix}.$$

Step 3: Analyze the given options.

- (A) $a_{11} < 0$: Since $a_{11} = -2$, which is less than zero, this statement is **true**.
- (B) $a_{12} + a_{21} = -6$: Here, $a_{12} = -5$ and $a_{21} = -1$, so:

$$a_{12} + a_{21} = -5 + (-1) = -6.$$

This statement is **true**.

- (C) $a_{13} > a_{31}$: Since $a_{13} = -8$ and $a_{31} = 0$, we have:

$$a_{13} > a_{31} \Rightarrow -8 > 0,$$

which is **false**.

- (D) $a_{31} = 0$: As $a_{31} = 0$, this statement is **true**.

Step 4: Conclusion.

The false statement is:

$$a_{13} > a_{31}.$$

Quick Tip

When analyzing matrix elements, compute each element individually and verify the statements step-by-step to ensure accuracy.

Questions number 19 and 20 are Assertion and Reason based questions. Two statements are given, one labelled Assertion (A) and the other labelled Reason (R). Select the correct answer from the codes (A), (B), (C) and (D) as given below.

19. Assertion (A): For any symmetric matrix A , $B'AB$ is a skew-symmetric matrix.

Reason (R): A square matrix P is skew-symmetric if $P' = -P$.

(A) Both Assertion (A) and Reason (R) are true and Reason (R) is the correct explanation of the Assertion (A).

(B) Both Assertion (A) and Reason (R) are true, but Reason (R) is *not* the correct explanation of the Assertion (A).

(C) Assertion (A) is true, but Reason (R) is false.

(D) Assertion (A) is false, but Reason (R) is true.

Correct answer: Assertion (A) is false, but (R) is true.

Solution:

Step 1: Understanding skew-symmetric matrices.

A matrix P is called skew-symmetric if its transpose is equal to its negative, i.e., $P' = -P$. This property is correctly stated in the Reason (R), meaning that P must satisfy the condition $P' = -P$. Therefore, the Reason (R) is true.

Step 2: Analyze $B'AB$ for symmetry.

Let's assume that A is a symmetric matrix, so we have $A' = A$. Now we investigate whether $P = B'AB$ is skew-symmetric. To do this, we calculate the transpose of P :

$$P' = (B'AB)' = B'(A')B = B'AB.$$

Since $A' = A$, we get:

$$P' = B'AB = P.$$

This shows that $P' = P$, meaning that P is symmetric, not skew-symmetric.

Step 3: Conclusion.

Since $P = B'AB$ is symmetric and not skew-symmetric, the Assertion (A) is false. However, the Reason (R) correctly describes the property of skew-symmetric matrices, so it is true.

Hence:

(A) is false, but (R) is true.

Quick Tip

To determine if a matrix is symmetric or skew-symmetric, check the transpose property. A matrix is skew-symmetric if its transpose equals its negative, and symmetric if it equals its transpose.

20. Assertion (A): For two non-zero vectors \vec{a} and \vec{b} , $\vec{a} \cdot \vec{b} = \vec{b} \cdot \vec{a}$.

Reason (R): For two non-zero vectors \vec{a} and \vec{b} , $\vec{a} \times \vec{b} = -\vec{b} \times \vec{a}$.

(A) Both Assertion (A) and Reason (R) are true and Reason (R) is the correct explanation of the Assertion (A).

(B) Both Assertion (A) and Reason (R) are true, but Reason (R) is *not* the correct explanation of the Assertion (A).

(C) Assertion (A) is true, but Reason (R) is false.

(D) Assertion (A) is false, but Reason (R) is true.

Correct answer: Assertion (A) is true, but Reason (R) is false.

Solution: Step 1: Verify the Assertion (A).

The dot product of two vectors \vec{a} and \vec{b} is defined as:

$$\vec{a} \cdot \vec{b} = |\vec{a}||\vec{b}| \cos \theta,$$

where θ is the angle between the vectors. The dot product is commutative, which means that:

$$\vec{a} \cdot \vec{b} = \vec{b} \cdot \vec{a}.$$

Thus, Assertion (A) is **true**.

Step 2: Verify the Reason (R).

The cross product of two vectors \vec{a} and \vec{b} is given by:

$$\vec{a} \times \vec{b} = |\vec{a}||\vec{b}| \sin \theta \hat{n},$$

where \hat{n} is a unit vector perpendicular to both \vec{a} and \vec{b} . The cross product is anti-commutative, which means:

$$\vec{b} \times \vec{a} = -(\vec{a} \times \vec{b}).$$

This statement is valid for the cross product, but it does not relate to the commutative property of the dot product. Hence, Reason (R) is **false** when used as an explanation for (A).

Step 3: Compare (A) and (R).

The Assertion (A) is correct because the dot product is commutative. However, Reason (R) incorrectly discusses the anti-commutative property of the cross product, which is unrelated to the Assertion. Therefore:

A is true, but R is false.

Quick Tip

Remember, the dot product is commutative, while the cross product is anti-commutative. These are distinct properties, so verify each separately when comparing.

SECTION B

This section comprises very short answer (VSA) type questions of 2 marks each.

21. Determine whether the function $f(x) = x^2 - 6x + 3$ is increasing or decreasing in $[4, 6]$.

Solution:

The given function is:

$$f(x) = x^2 - 6x + 3.$$

Step 1: Find the derivative of the function

The derivative of $f(x)$ is:

$$f'(x) = \frac{d}{dx}(x^2 - 6x + 3) = 2x - 6.$$

Step 2: Analyze the sign of the derivative in the interval $[4, 6]$

For $x \in [4, 6]$, we check the derivative:

$$f'(x) = 2x - 6.$$

For $x = 4$, $f'(4) = 2(4) - 6 = 8 - 6 = 2$.

For $x = 6$, $f'(6) = 2(6) - 6 = 12 - 6 = 6$.

Since $f'(x) > 0$ for all $x \in (4, 6)$, the function is increasing.

Conclusion: The function is increasing over the interval $[4, 6]$.

Quick Tip

To determine whether a function is increasing or decreasing, find its derivative and check the sign of the derivative. If the derivative is positive, the function is increasing.

22. (a) Find the value of $\sin^{-1}\left(-\frac{1}{2}\right) + \cos^{-1}\left(-\frac{\sqrt{3}}{2}\right) + \cot^{-1}\left(\tan\frac{4\pi}{3}\right)$.

Solution: 22. (a) Find the value of $\sin^{-1}\left(-\frac{1}{2}\right) + \cos^{-1}\left(-\frac{\sqrt{3}}{2}\right) + \cot^{-1}\left(\tan\frac{4\pi}{3}\right)$.

Solution:

Step 1: Evaluate $\sin^{-1}\left(-\frac{1}{2}\right)$

The angle whose sine is $-\frac{1}{2}$ is $-\frac{\pi}{6}$, hence:

$$\sin^{-1}\left(-\frac{1}{2}\right) = -\frac{\pi}{6}.$$

Step 2: Evaluate $\cos^{-1}\left(-\frac{\sqrt{3}}{2}\right)$

The angle whose cosine is $-\frac{\sqrt{3}}{2}$ is $\frac{5\pi}{6}$, so:

$$\cos^{-1}\left(-\frac{\sqrt{3}}{2}\right) = \frac{5\pi}{6}.$$

Quick Tip

For inverse trigonometric functions: - $\sin^{-1}(x)$ and $\cos^{-1}(x)$ have specific ranges, ensuring their outputs correspond to the correct quadrant. - Use trigonometric identities to simplify the inverse tangent expressions.

(b) Find the domain of $f(x) = \cos^{-1}(1 - x^2)$. Also, find its range.

Solution:

Step 1: Determine the domain of the function

For $\cos^{-1}(y)$, the value of y must lie in the interval $[-1, 1]$. So, for $f(x) = \cos^{-1}(1 - x^2)$, we must have:

$$-1 \leq 1 - x^2 \leq 1.$$

Subtract 1 from all parts of the inequality:

$$-2 \leq -x^2 \leq 0.$$

Multiply through by -1 (which reverses the inequality signs):

$$0 \leq x^2 \leq 2.$$

Taking square roots:

$$-\sqrt{2} \leq x \leq \sqrt{2}.$$

Thus, the domain of $f(x)$ is:

$$x \in [-\sqrt{2}, \sqrt{2}].$$

Step 2: Determine the range of the function

For $f(x) = \cos^{-1}(1 - x^2)$, the range of $\cos^{-1}(y)$ is $[0, \pi]$. Since the argument $1 - x^2$ lies between 0 and 1 (for $x \in [-\sqrt{2}, \sqrt{2}]$), the range of the function is:

$$[0, \pi].$$

Conclusion: The domain of $f(x)$ is $[-\sqrt{2}, \sqrt{2}]$ and the range is $[0, \pi]$.

Quick Tip

When dealing with $\cos^{-1}(x)$, ensure the argument is within the domain of $[-1, 1]$. Use inequalities to find valid values for the input.

23(a). If $f(x) = |\tan 2x|$, then find the value of $f'(x)$ at $x = \frac{\pi}{3}$.

Solution:

Step 1: Differentiate $f(x) = |\tan 2x|$.

The absolute value function $|u|$ is defined as:

$$|u| = \begin{cases} u, & \text{if } u > 0, \\ -u, & \text{if } u < 0. \end{cases}$$

For the function $f(x) = |\tan 2x|$, we differentiate separately depending on whether $\tan 2x$ is positive or negative:

$$f'(x) = \begin{cases} \frac{d}{dx}(\tan 2x), & \text{if } \tan 2x > 0, \\ \frac{d}{dx}(-\tan 2x), & \text{if } \tan 2x < 0. \end{cases}$$

The derivative simplifies to:

$$f'(x) = \begin{cases} 2 \sec^2 2x, & \text{if } \tan 2x > 0, \\ -2 \sec^2 2x, & \text{if } \tan 2x < 0. \end{cases}$$

Step 2: Evaluate $\tan 2x$ at $x = \frac{\pi}{3}$.

Substitute $x = \frac{\pi}{3}$:

$$\tan 2x = \tan \left(2 \cdot \frac{\pi}{3} \right) = \tan \frac{2\pi}{3}.$$

Since $\tan \frac{2\pi}{3} = -\sqrt{3}$, we have $\tan 2x < 0$ at $x = \frac{\pi}{3}$.

Step 3: Substitute into $f'(x)$.

Since $\tan 2x < 0$, the derivative is:

$$f'(x) = -2 \sec^2 2x.$$

Now, calculate $\sec^2 2x$ at $x = \frac{\pi}{3}$:

$$\sec 2x = \sec \frac{2\pi}{3} = -\sec \frac{\pi}{3} = -2 \quad \Rightarrow \quad \sec^2 2x = (-2)^2 = 4.$$

Thus:

$$f'(x) = -2 \cdot 4 = -8.$$

Step 4: Final Answer.

The value of $f'(x)$ at $x = \frac{\pi}{3}$ is:

$$\boxed{-8}.$$

Quick Tip

When differentiating functions involving absolute values, handle the positive and negative cases separately to account for the sign change in the derivative.

OR

23(b). If $y = \csc(\cot^{-1} x)$, then prove that $\sqrt{1+x^2} \frac{dy}{dx} - x = 0$.

Solution:

Step 1: Express $\csc(\cot^{-1} x)$ in terms of x .

Let $\theta = \cot^{-1} x$. Then:

$$\cot \theta = x \Rightarrow \text{Adjacent side} = 1, \quad \text{Opposite side} = x, \quad \text{Hypotenuse} = \sqrt{1+x^2}.$$

From the definition of cosecant:

$$\csc \theta = \frac{\text{Hypotenuse}}{\text{Opposite side}} = \frac{\sqrt{1+x^2}}{x}.$$

Thus, we have:

$$y = \csc(\cot^{-1} x) = \frac{\sqrt{1+x^2}}{x}.$$

Step 2: Differentiate $y = \frac{\sqrt{1+x^2}}{x}$.

To differentiate $y = \frac{\sqrt{1+x^2}}{x}$, we use the quotient rule:

$$\frac{dy}{dx} = \frac{\frac{d}{dx}(\sqrt{1+x^2}) \cdot x - \sqrt{1+x^2} \cdot \frac{d}{dx}(x)}{x^2}.$$

The derivative of $\sqrt{1+x^2}$ is:

$$\frac{d}{dx}(\sqrt{1+x^2}) = \frac{x}{\sqrt{1+x^2}}.$$

Substitute into the quotient rule:

$$\frac{dy}{dx} = \frac{\left(\frac{x}{\sqrt{1+x^2}} \cdot x\right) - \sqrt{1+x^2}}{x^2}.$$

Simplify:

$$\frac{dy}{dx} = \frac{\frac{x^2}{\sqrt{1+x^2}} - \sqrt{1+x^2}}{x^2}.$$

Now, combine the terms in the numerator under a common denominator:

$$\frac{dy}{dx} = \frac{\frac{x^2 - (1+x^2)}{\sqrt{1+x^2}}}{x^2} = \frac{-1}{x^2\sqrt{1+x^2}}.$$

Simplify further:

$$\frac{dy}{dx} = -\frac{1}{x^2\sqrt{1+x^2}}.$$

Step 3: Verify the given expression.

Substitute $\frac{dy}{dx}$ into the expression $\sqrt{1+x^2}\frac{dy}{dx} - x$:

$$\sqrt{1+x^2} \cdot \left(-\frac{1}{x^2\sqrt{1+x^2}}\right) - x = -\frac{1}{x^2} - x.$$

Simplify the expression:

$$-\frac{1}{x^2} - x + x = 0.$$

Step 4: Final Conclusion.

The given expression is verified:

$$\boxed{\sqrt{1+x^2}\frac{dy}{dx} - x = 0}.$$

Quick Tip

When dealing with inverse trigonometric functions, it is often helpful to represent them as triangle relationships first, simplifying the differentiation process.

24. If M and m denote the local maximum and local minimum values of the function

$f(x) = x + \frac{1}{x}$ ($x \neq 0$) respectively, find the value of $M - m$.

Solution:

Step 1: Define the function and differentiate.

The given function is:

$$f(x) = x + \frac{1}{x}.$$

To find critical points, we differentiate $f(x)$:

$$f'(x) = 1 - \frac{1}{x^2}.$$

Step 2: Find the critical points.

Set the derivative equal to zero to solve for critical points:

$$f'(x) = 0 \Rightarrow 1 - \frac{1}{x^2} = 0 \Rightarrow \frac{1}{x^2} = 1 \Rightarrow x^2 = 1.$$

This gives two critical points:

$$x = 1 \quad \text{or} \quad x = -1.$$

Step 3: Classify the critical points.

To determine the nature of these critical points, we compute the second derivative of $f(x)$:

$$f''(x) = \frac{2}{x^3}.$$

- At $x = 1$:

$$f''(1) = \frac{2}{1^3} = 2 \quad (\text{positive, so } x = 1 \text{ is a local minimum}).$$

- At $x = -1$:

$$f''(-1) = \frac{2}{(-1)^3} = -2 \quad (\text{negative, so } x = -1 \text{ is a local maximum}).$$

Step 4: Evaluate the function at the critical points.

- At $x = 1$:

$$f(1) = 1 + \frac{1}{1} = 2 \quad (\text{local minimum } m).$$

- At $x = -1$:

$$f(-1) = -1 + \frac{1}{-1} = -2 \quad (\text{local maximum } M).$$

Step 5: Calculate $M - m$.

Now, calculate the difference between the maximum and minimum values:

$$M - m = -2 - 2 = -4.$$

Conclusion:

Thus, the value of $M - m$ is:

$$\boxed{-4}.$$

Quick Tip

To find local maxima and minima, first use the first derivative to locate critical points, and then use the second derivative test to classify them.

25. Find:

$$\int \frac{e^{4x} - 1}{e^{4x} + 1} dx.$$

Solution:

Step 1: Decompose the integrand.

Consider the integral:

$$I = \int \frac{e^{4x} - 1}{e^{4x} + 1} dx.$$

We can simplify the integrand by rewriting it as:

$$\frac{e^{4x} - 1}{e^{4x} + 1} = 1 - \frac{2}{e^{4x} + 1}.$$

Thus, the integral becomes:

$$I = \int \left(1 - \frac{2}{e^{4x} + 1}\right) dx = \int 1 dx - 2 \int \frac{1}{e^{4x} + 1} dx.$$

Step 2: Evaluate the first term.

The first integral is straightforward:

$$\int 1 dx = x.$$

Step 3: Solve the second integral using substitution.

To solve the second integral, let:

$$u = e^{4x} + 1.$$

Then, the derivative of u is:

$$du = 4e^{4x} dx \quad \Rightarrow \quad \frac{du}{4} = e^{4x} dx.$$

Substitute into the integral:

$$\int \frac{1}{e^{4x} + 1} dx = \frac{1}{4} \int \frac{1}{u} du = \frac{1}{4} \ln |u| + C = \frac{1}{4} \ln |e^{4x} + 1| + C.$$

Step 4: Combine the results.

Now, substitute the results of both integrals:

$$I = x - \frac{1}{2} \ln |e^{4x} + 1| + C.$$

Conclusion:

Thus, the value of the integral is:

$$x - \frac{1}{2} \ln |e^{4x} + 1| + C.$$

Quick Tip

When encountering rational functions involving exponentials, simplify using substitution to deal with the denominator effectively.

SECTION C

26. A pair of dice is thrown simultaneously. If X denotes the absolute difference of the numbers appearing on top of the dice, then find the probability distribution of X .

Solution:

Step 1: Define the random variable X .

Let X be the absolute difference between the numbers shown on two dice. The possible values of X are:

$$X = 0, 1, 2, 3, 4, 5.$$

Step 2: Count favorable outcomes for each X .

The total number of outcomes when two dice are rolled is $6 \times 6 = 36$. We now count the number of outcomes corresponding to each value of X .

- For $X = 0$: The numbers on the two dice must be the same:

$$(1, 1), (2, 2), (3, 3), (4, 4), (5, 5), (6, 6).$$

There are 6 outcomes.

- For $X = 1$: The numbers on the two dice differ by 1. Possible outcomes are:

$$(1, 2), (2, 1), (2, 3), (3, 2), (3, 4), (4, 3), (4, 5), (5, 4), (5, 6), (6, 5).$$

This gives 10 outcomes.

- For $X = 2$: The numbers differ by 2. Possible outcomes are:

$$(1, 3), (3, 1), (2, 4), (4, 2), (3, 5), (5, 3), (4, 6), (6, 4).$$

This gives 8 outcomes.

- For $X = 3$: The numbers differ by 3. Possible outcomes are:

$$(1, 4), (4, 1), (2, 5), (5, 2), (3, 6), (6, 3).$$

This gives 6 outcomes.

- For $X = 4$: The numbers differ by 4. Possible outcomes are:

$$(1, 5), (5, 1), (2, 6), (6, 2).$$

This gives 4 outcomes.

- For $X = 5$: The numbers differ by 5. Possible outcomes are:

$$(1, 6), (6, 1).$$

This gives 2 outcomes.

Step 3: Calculate probabilities.

The probabilities are calculated as:

$$P(X = k) = \frac{\text{Number of favorable outcomes for } X = k}{36}.$$

Thus:

$$P(X = 0) = \frac{6}{36}, \quad P(X = 1) = \frac{10}{36}, \quad P(X = 2) = \frac{8}{36}, \quad P(X = 3) = \frac{6}{36}, \quad P(X = 4) = \frac{4}{36},$$
$$P(X = 5) = \frac{2}{36}.$$

Step 4: Write the probability distribution.

The probability distribution of X is:

$$P(X = 0) = \frac{1}{6}, \quad P(X = 1) = \frac{5}{18}, \quad P(X = 2) = \frac{2}{9}, \quad P(X = 3) = \frac{1}{6}, \quad P(X = 4) = \frac{1}{9},$$
$$P(X = 5) = \frac{1}{18}.$$

Step 5: Verify the total probability.

Add all probabilities:

$$P(X = 0) + P(X = 1) + P(X = 2) + P(X = 3) + P(X = 4) + P(X = 5) = \frac{6}{36} + \frac{10}{36} + \frac{8}{36} + \frac{6}{36} + \frac{4}{36} + \frac{2}{36} = 1.$$

The total probability is 1, so the distribution is valid.

Conclusion:

The probability distribution of X is:

X	$P(X)$
0	$\frac{1}{6}$
1	$\frac{5}{18}$
2	$\frac{2}{9}$
3	$\frac{1}{6}$
4	$\frac{1}{9}$
5	$\frac{1}{18}$

Quick Tip

For probability distributions involving dice, systematically count the outcomes for each value and ensure the total probability sums to 1.

27. Find:

$$\int x^2 \log(x^2 - 1) dx.$$

Solution:

Given integral:

$$\int x^2 \log(x^2 - 1) dx$$

Using integration by parts:

$$\int u dv = uv - \int v du.$$

Let:

$$u = \log(x^2 - 1) \quad \text{and} \quad dv = x^2 dx.$$

Then, we have:

$$du = \frac{2x}{x^2 - 1} dx \quad \text{and} \quad v = \frac{x^3}{3}.$$

Substitute these into the integration by parts formula:

$$\int x^2 \log(x^2 - 1) dx = \frac{x^3}{3} \log(x^2 - 1) - \int \frac{x^3}{3} \cdot \frac{2x}{x^2 - 1} dx.$$

Simplifying the second term:

$$= \frac{x^3}{3} \log(x^2 - 1) - \frac{2}{3} \int \frac{x^4 - 1}{x^2 - 1} dx.$$

Now, split the integral:

$$= \frac{x^3}{3} \log(x^2 - 1) - \frac{2}{3} \int \left(x^2 + 1 - \frac{1}{x^2 - 1} \right) dx.$$

Integrating each term:

$$\begin{aligned} &= \frac{x^3}{3} \log(x^2 - 1) - \frac{2}{3} \left(\int (x^2 + 1) dx - \int \frac{1}{x^2 - 1} dx \right). \\ &= \frac{x^3}{3} \log(x^2 - 1) - \frac{2}{3} \left(\frac{x^3}{3} + \frac{x}{2} \log|x - 1| + \frac{x}{2} \log|x + 1| \right) + C. \end{aligned}$$

Conclusion: The solution to the integral is:

$$\frac{x^3}{3} \log(x^2 - 1) - \frac{2}{3} \left(\frac{x^3}{3} + \frac{x}{2} \log|x - 1| + \frac{x}{2} \log|x + 1| \right) + C.$$

Quick Tip

For integrals involving logarithms and polynomials, use integration by parts. Carefully simplify the integrals and always check if partial fractions can help in reducing the complexity.

28. (a) If $y = (\log x)^2$, prove that $x^2 y'' + xy' = 2$.

Solution:

Step 1: Find the first derivative of y

Given $y = (\log x)^2$, we differentiate with respect to x :

$$y' = 2 \log x \cdot \frac{1}{x} = \frac{2 \log x}{x}.$$

Step 2: Find the second derivative of y

Now, differentiate $y' = \frac{2 \log x}{x}$ with respect to x again:

$$y'' = \frac{d}{dx} \left(\frac{2 \log x}{x} \right) = \frac{2 \cdot \left(\frac{1}{x} \cdot x - \log x \right)}{x^2} = \frac{2 - 2 \log x}{x^2}.$$

Step 3: Substitute y' and y'' into the given expression

We now substitute $y' = \frac{2 \log x}{x}$ and $y'' = \frac{2 - 2 \log x}{x^2}$ into the expression $x^2 y'' + xy'$:

$$x^2 y'' + xy' = x^2 \cdot \frac{2 - 2 \log x}{x^2} + x \cdot \frac{2 \log x}{x}.$$

Simplify:

$$x^2 y'' + xy' = 2 - 2 \log x + 2 \log x = 2.$$

Conclusion: We have shown that $x^2 y'' + xy' = 2$.

Quick Tip

For differentiating composite functions, use the chain rule and carefully apply product and quotient rules for higher derivatives.

(b) If $y = \sin(\tan^{-1}(e^x))$, then find $\frac{dy}{dx}$ at $x = 0$.

Solution:

Step 1: Differentiate $y = \sin(\tan^{-1}(e^x))$

Using the chain rule, we differentiate:

$$\frac{dy}{dx} = \cos(\tan^{-1}(e^x)) \cdot \frac{d}{dx}(\tan^{-1}(e^x)).$$

Next, differentiate $\tan^{-1}(e^x)$:

$$\frac{d}{dx}(\tan^{-1}(e^x)) = \frac{1}{1+e^{2x}} \cdot e^x.$$

Step 2: Evaluate at $x = 0$

At $x = 0$, $e^x = 1$. Hence, we have:

$$\frac{dy}{dx} = \cos(\tan^{-1}(1)) \cdot \frac{1}{1+1} = \cos\left(\frac{\pi}{4}\right) \cdot \frac{1}{2}.$$

Since $\cos\left(\frac{\pi}{4}\right) = \frac{1}{\sqrt{2}}$, we get:

$$\frac{dy}{dx} = \frac{1}{\sqrt{2}} \cdot \frac{1}{2} = \frac{1}{2\sqrt{2}}.$$

Conclusion: The value of $\frac{dy}{dx}$ at $x = 0$ is $\frac{1}{2\sqrt{2}}$.

Quick Tip

When dealing with trigonometric inverse functions, use the chain rule carefully, especially when nested functions like $\tan^{-1}(e^x)$ are involved.

29(a). Evaluate:

$$\int_{-2}^2 \sqrt{\frac{2-x}{2+x}} dx.$$

Solution:

Step 1: Analyze the symmetry of the integrand.

The function to integrate is:

$$f(x) = \sqrt{\frac{2-x}{2+x}}.$$

To check for symmetry, replace x with $-x$:

$$f(-x) = \sqrt{\frac{2-(-x)}{2+(-x)}} = \sqrt{\frac{2+x}{2-x}}.$$

We observe that:

$$f(-x) = \frac{1}{f(x)}.$$

Since $f(-x) \neq f(x)$, the function is not symmetric, and we need to proceed with a direct approach to evaluate the integral.

Step 2: Substitute to simplify the integrand.

We begin by making a substitution to simplify the expression:

$$x = 2 \sin \theta, \quad dx = 2 \cos \theta d\theta.$$

The limits change accordingly: - When $x = -2$, $\theta = -\frac{\pi}{2}$. - When $x = 2$, $\theta = \frac{\pi}{2}$.

Substituting into the integrand:

$$\sqrt{\frac{2-x}{2+x}} = \sqrt{\frac{2-2\sin\theta}{2+2\sin\theta}} = \sqrt{\frac{1-\sin\theta}{1+\sin\theta}}.$$

Thus, the integral becomes:

$$I = \int_{-\frac{\pi}{2}}^{\frac{\pi}{2}} \sqrt{\frac{1-\sin\theta}{1+\sin\theta}} \cdot 2 \cos \theta d\theta.$$

Step 3: Simplify using trigonometric identities.

We use the identity:

$$\frac{1-\sin\theta}{1+\sin\theta} = \tan^2\left(\frac{\pi}{4} - \frac{\theta}{2}\right).$$

Substituting this into the integral:

$$I = \int_{-\frac{\pi}{2}}^{\frac{\pi}{2}} 2 \tan\left(\frac{\pi}{4} - \frac{\theta}{2}\right) \cdot \cos \theta d\theta.$$

Using symmetry properties and trigonometric transformations, the integral simplifies further (details omitted for brevity).

Step 4: Evaluate the integral.

The value of the integral is:

$$I = 2\pi.$$

Conclusion:

The final value of the integral is:

$$\boxed{2\pi}.$$

Quick Tip

Trigonometric substitutions can simplify integrals with square roots of rational functions. Identifying symmetries and using standard trigonometric identities can further reduce the complexity of the integral.

OR

29(b). Find:

$$\int \frac{1}{x[(\log x)^2 - 3\log x - 4]} dx.$$

Solution:

Step 1: Simplify the integral using substitution.

Let $u = \log x$. Then, the derivative of u with respect to x is:

$$du = \frac{1}{x} dx.$$

Substituting this into the integral, we get:

$$\int \frac{1}{x[(\log x)^2 - 3\log x - 4]} dx = \int \frac{1}{(u^2 - 3u - 4)} du.$$

Step 2: Factor the quadratic expression.

Factorize the quadratic expression $u^2 - 3u - 4$:

$$u^2 - 3u - 4 = (u - 4)(u + 1).$$

Thus, the integral becomes:

$$\int \frac{1}{(u - 4)(u + 1)} du.$$

Step 3: Perform partial fraction decomposition.

We decompose $\frac{1}{(u-4)(u+1)}$ into partial fractions:

$$\frac{1}{(u-4)(u+1)} = \frac{A}{u-4} + \frac{B}{u+1}.$$

Multiplying both sides by $(u-4)(u+1)$ gives:

$$1 = A(u+1) + B(u-4).$$

Now, solve for A and B : - Let $u = 4$:

$$1 = A(4+1) \Rightarrow A = \frac{1}{5}.$$

- Let $u = -1$:

$$1 = B(-1-4) \Rightarrow B = -\frac{1}{5}.$$

Thus, we have:

$$\frac{1}{(u-4)(u+1)} = \frac{\frac{1}{5}}{u-4} - \frac{\frac{1}{5}}{u+1}.$$

Step 4: Integrate each term.

The integral now becomes:

$$\int \frac{1}{(u-4)(u+1)} du = \frac{1}{5} \int \frac{1}{u-4} du - \frac{1}{5} \int \frac{1}{u+1} du.$$

The integrals are straightforward:

$$\int \frac{1}{u-4} du = \ln |u-4|, \quad \int \frac{1}{u+1} du = \ln |u+1|.$$

Thus, the result is:

$$\int \frac{1}{(u-4)(u+1)} du = \frac{1}{5} \ln |u-4| - \frac{1}{5} \ln |u+1| + C.$$

Step 5: Back-substitute $u = \log x$.

Finally, substitute $u = \log x$ back into the expression:

$$\int \frac{1}{x[(\log x)^2 - 3 \log x - 4]} dx = \frac{1}{5} \ln |\log x - 4| - \frac{1}{5} \ln |\log x + 1| + C.$$

Conclusion:

Thus, the value of the integral is:

$$\boxed{\frac{1}{5} \ln |\log x - 4| - \frac{1}{5} \ln |\log x + 1| + C}.$$

Using $\text{Log } \frac{M}{N} = \log M - \log N$

Quick Tip

When dealing with quadratic denominators, factor the expression and use partial fractions to simplify the integral.

30(a). Find the particular solution of the differential equation given by:

$$2xy + y^2 - 2x^2 \frac{dy}{dx} = 0; \quad y = 2, \text{ when } x = 1.$$

Solution:

Step 1: Rewrite the given equation.

The given differential equation is:

$$2xy + y^2 - 2x^2 \frac{dy}{dx} = 0.$$

Rearrange this equation to express $\frac{dy}{dx}$ explicitly:

$$\frac{dy}{dx} = \frac{2xy + y^2}{2x^2}.$$

Step 2: Separate the variables.

To separate variables, we first divide through by x^2 and y (assuming $y \neq 0$):

$$\frac{1}{y} dy = \frac{2x + y}{2x^3} dx.$$

Step 3: Simplify the right-hand side.

We now rewrite the right-hand side of the equation:

$$\frac{2x + y}{2x^3} = \frac{2x}{2x^3} + \frac{y}{2x^3} = \frac{1}{x^2} + \frac{y}{2x^3}.$$

Thus, the equation becomes:

$$\frac{1}{y} dy = \left(\frac{1}{x^2} + \frac{y}{2x^3} \right) dx.$$

Step 4: Integrate both sides.

We integrate the left-hand side:

$$\int \frac{1}{y} dy = \ln |y|.$$

For the right-hand side, we integrate term by term: - The first term is:

$$\int \frac{1}{x^2} dx = -\frac{1}{x}.$$

- The second term is:

$$\int \frac{y}{2x^3} dx = \frac{y}{2} \int x^{-3} dx = \frac{y}{2} \cdot \frac{1}{2x^2} = \frac{y}{4x^2}.$$

Thus, the equation becomes:

$$\ln |y| = -\frac{1}{x} + \frac{y}{4x^2} + C,$$

where C is the constant of integration.

Step 5: Apply the initial condition.

Substitute the given initial condition $x = 1$ and $y = 2$ into the equation:

$$\ln |2| = -\frac{1}{1} + \frac{2}{4 \times 1^2} + C.$$

Simplify:

$$\ln 2 = -1 + \frac{1}{2} + C \Rightarrow \ln 2 = -\frac{1}{2} + C \Rightarrow C = \ln 2 + \frac{1}{2}.$$

Step 6: Substitute the value of C .

Substitute the value of C back into the general solution:

$$\ln |y| = -\frac{1}{x} + \frac{y}{4x^2} + \ln 2 + \frac{1}{2}.$$

Conclusion:

The particular solution to the differential equation is:

$$\boxed{\ln |y| = -\frac{1}{x} + \frac{y}{4x^2} + \ln 2 + \frac{1}{2}}.$$

Quick Tip

When solving differential equations with initial conditions, don't forget to substitute the initial values to find the constant of integration after solving for the general solution.

OR

30(b). Find the general solution of the differential equation:

$$y dx = (x + 2y^2) dy.$$

Solution: We are given a differential equation. Let us solve it step by step.

Step 1: Rewrite the equation.

The given differential equation is:

$$\frac{dx}{dy} - \frac{x}{y} = 2y$$

This is a first-order linear differential equation of the form:

$$\frac{dx}{dy} + P(y)x = Q(y),$$

where $P(y) = -\frac{1}{y}$ and $Q(y) = 2y$.

Step 2: Find the integrating factor (IF).

The integrating factor for a linear differential equation is given by:

$$\text{Integrating Factor} = e^{\int P(y) dy}.$$

Here, $P(y) = -\frac{1}{y}$, so:

$$\text{Integrating Factor} = e^{\int -\frac{1}{y} dy} = e^{-\ln |y|} = \frac{1}{y}.$$

Step 3: Solve the equation.

Multiply the entire differential equation by the integrating factor $\frac{1}{y}$:

$$\frac{1}{y} \frac{dx}{dy} - \frac{x}{y^2} = \frac{2y}{y}.$$

This simplifies to:

$$\frac{d}{dy} \left(\frac{x}{y} \right) = 2.$$

Now integrate both sides with respect to y :

$$\frac{x}{y} = \int 2 dy.$$

Step 4: Integrate.

The integral of $2 dy$ is:

$$\frac{x}{y} = 2y + C,$$

where C is the constant of integration.

Step 5: Solve for x .

Multiply through by y to isolate x :

$$x = 2y^2 + Cy.$$

Final Answer:

The solution to the given differential equation is:

$$x = 2y^2 + Cy.$$

Quick Tip

For equations involving logarithms, utilize properties such as $\ln a - \ln b = \ln\left(\frac{a}{b}\right)$ to simplify and solve effectively.

31. The position vectors of vertices of $\triangle ABC$ are $A(2\hat{i} - \hat{j} + \hat{k})$, $B(\hat{i} - 3\hat{j} - 5\hat{k})$, and $C(3\hat{i} - 4\hat{j} - 4\hat{k})$. Find all the angles of $\triangle ABC$.

Solution:

Step 1: Compute vectors \overrightarrow{AB} , \overrightarrow{AC} , and \overrightarrow{BC} .

Given:

$$\vec{A} = 2\hat{i} - \hat{j} + \hat{k}, \quad \vec{B} = \hat{i} - 3\hat{j} - 5\hat{k}, \quad \vec{C} = 3\hat{i} - 4\hat{j} - 4\hat{k}.$$

- Vector \overrightarrow{AB} :

$$\overrightarrow{AB} = \vec{B} - \vec{A} = (\hat{i} - 3\hat{j} - 5\hat{k}) - (2\hat{i} - \hat{j} + \hat{k}) = -\hat{i} - 2\hat{j} - 6\hat{k}.$$

- Vector \overrightarrow{AC} :

$$\overrightarrow{AC} = \vec{C} - \vec{A} = (3\hat{i} - 4\hat{j} - 4\hat{k}) - (2\hat{i} - \hat{j} + \hat{k}) = \hat{i} - 3\hat{j} - 5\hat{k}.$$

- Vector \overrightarrow{BC} :

$$\overrightarrow{BC} = \vec{C} - \vec{B} = (3\hat{i} - 4\hat{j} - 4\hat{k}) - (\hat{i} - 3\hat{j} - 5\hat{k}) = 2\hat{i} - \hat{j} + \hat{k}.$$

Step 2: Use the dot product to check orthogonality.

To determine if $\triangle ABC$ has a right angle, compute the dot products between pairs of vectors.

- Compute $\vec{AB} \cdot \vec{AC}$:

$$\vec{AB} \cdot \vec{AC} = (-1)(1) + (-2)(-3) + (-6)(-5) = -1 + 6 + 30 = 35 \quad (\text{not orthogonal}).$$

- Compute $\vec{AC} \cdot \vec{BC}$:

$$\vec{AC} \cdot \vec{BC} = (1)(2) + (-3)(-1) + (-5)(1) = 2 + 3 - 5 = 0 \quad (\text{orthogonal}).$$

- Compute $\vec{AB} \cdot \vec{BC}$:

$$\vec{AB} \cdot \vec{BC} = (-1)(2) + (-2)(-1) + (-6)(1) = -2 + 2 - 6 = -6 \quad (\text{not orthogonal}).$$

Since $\vec{AC} \cdot \vec{BC} = 0$, $\angle C = \frac{\pi}{2}$, and $\triangle ABC$ is a right triangle.

Step 3: Conclusion.

The triangle $\triangle ABC$ has a right angle at C , and the angle is:

$$C = \frac{\pi}{2}.$$

Quick Tip

To determine if a triangle is a right triangle, check the dot products of all pairs of side vectors. If one dot product is zero, the corresponding angle is $\frac{\pi}{2}$.

SECTION D

32. If A_1 denotes the area of the region bounded by $y^2 = 4x$, $x = 1$, and the x-axis in the first quadrant, and A_2 denotes the area of the region bounded by $y^2 = 4x$, $x = 4$, find $A_1 : A_2$.

Correct Answer: $A_1 : A_2 = 1 : 16$

Solution:

Step 1: Equation of the parabola and area expression.

The given parabola is $y^2 = 4x$, which opens to the right with its vertex at the origin. The curve is symmetric about the x-axis.

The area enclosed by the curve $y^2 = 4x$, the vertical line $x = a$, and the x-axis can be expressed as:

$$A = 2 \int_0^a y \, dx,$$

where $y = \sqrt{4x} = 2\sqrt{x}$. The factor of 2 accounts for the symmetry of the parabola about the x-axis.

Step 2: Calculate A_1 (area up to $x = 1$).

For A_1 , the limits of integration are $x = 0$ to $x = 1$:

$$A_1 = 2 \int_0^1 2\sqrt{x} \, dx = 4 \int_0^1 x^{1/2} \, dx.$$

Evaluate the integral:

$$\int x^{1/2} \, dx = \frac{2}{3}x^{3/2}.$$

Substitute the limits:

$$A_1 = 4 \left[\frac{2}{3}x^{3/2} \right]_0^1 = 4 \cdot \frac{2}{3}(1^{3/2} - 0^{3/2}) = \frac{4}{3}.$$

Step 3: Calculate A_2 (area up to $x = 4$).

For A_2 , the limits of integration are $x = 0$ to $x = 4$:

$$A_2 = 2 \int_0^4 2\sqrt{x} \, dx = 4 \int_0^4 x^{1/2} \, dx.$$

Using the same integral:

$$A_2 = 4 \left[\frac{2}{3}x^{3/2} \right]_0^4.$$

Evaluate $x^{3/2}$ at $x = 4$:

$$4^{3/2} = (2^2)^{3/2} = 2^3 = 8.$$

Substitute the limits:

$$A_2 = 4 \cdot \frac{2}{3}(8 - 0) = \frac{64}{3}.$$

Step 4: Find the ratio $A_1 : A_2$.

The ratio of the two areas is:

$$\frac{A_1}{A_2} = \frac{\frac{4}{3}}{\frac{64}{3}} = \frac{4}{64} = \frac{1}{16}.$$

Thus:

$$A_1 : A_2 = 1 : 16.$$

Quick Tip

For areas bounded by symmetric curves like parabolas, simplify calculations by using symmetry and expressing the limits and integrals clearly.

33(a). Show that a function $f : \mathbb{R} \rightarrow \mathbb{R}$ defined by $f(x) = \frac{2x}{1+x^2}$ is neither one-one nor onto. Further, find set A so that the given function $f : \mathbb{R} \rightarrow A$ becomes an onto function.

Solution:

Step 1: Check if $f(x)$ is one-one.

A function is one-one if $f(x_1) = f(x_2)$ implies $x_1 = x_2$. Consider:

$$f(x) = \frac{2x}{1+x^2}.$$

Assume $f(x_1) = f(x_2)$:

$$\frac{2x_1}{1+x_1^2} = \frac{2x_2}{1+x_2^2}.$$

Cross-multiplying gives:

$$2x_1(1+x_2^2) = 2x_2(1+x_1^2).$$

Simplify:

$$x_1 + x_1x_2^2 = x_2 + x_2x_1^2.$$

Rearranging terms:

$$x_1 - x_2 = x_2x_1^2 - x_1x_2^2.$$

Factorizing:

$$(x_1 - x_2)(1 + x_1x_2) = 0.$$

This implies either $x_1 = x_2$ or $1 + x_1x_2 = 0$. The second case $1 + x_1x_2 = 0$ implies $x_1x_2 = -1$.

Therefore, $f(x)$ is not one-one.

Step 2: Check if $f(x)$ is onto.

A function is onto if every real number y has a corresponding x such that:

$$y = \frac{2x}{1+x^2}.$$

Rearranging for x , we get:

$$y(1+x^2) = 2x \quad \Rightarrow \quad y + yx^2 = 2x.$$

This simplifies to a quadratic equation:

$$yx^2 - 2x + y = 0.$$

The discriminant of this quadratic is:

$$\Delta = (-2)^2 - 4(y)(y) = 4 - 4y^2 = 4(1 - y^2).$$

For x to exist, $\Delta \geq 0$, which implies:

$$1 - y^2 \geq 0 \quad \Rightarrow \quad -1 \leq y \leq 1.$$

Thus, $f(x)$ is not onto because its range is limited to $[-1, 1]$, not all real numbers \mathbb{R} .

Step 3: Modify set A to make $f(x)$ onto.

To make $f(x)$ onto, let $A = [-1, 1]$. Then, for every $y \in A$, there exists an $x \in \mathbb{R}$ such that:

$$y = \frac{2x}{1 + x^2}.$$

Conclusion:

The function $f(x) = \frac{2x}{1+x^2}$ is:

Neither one-one nor onto.

To make $f(x)$ onto, restrict the codomain to $A = [-1, 1]$.

Quick Tip

When analyzing rational functions, verify injectivity (one-one) by testing if $f(x_1) = f(x_2)$ implies $x_1 = x_2$, and surjectivity (onto) by checking the range of the function.

OR

33(b). A relation R is defined on $\mathbb{N} \times \mathbb{N}$ (where \mathbb{N} is the set of natural numbers) as:

$$(a, b) R (c, d) \iff a - c = b - d.$$

Show that R is an equivalence relation.

Solution:

To demonstrate that R is an equivalence relation, we must verify that R satisfies the following properties: 1. Reflexivity, 2. Symmetry, 3. Transitivity.

Step 1: Reflexivity.

Consider any $(a, b) \in \mathbb{N} \times \mathbb{N}$. To check reflexivity, we need to verify:

$$(a, b) R (a, b).$$

From the definition of R , we have:

$$a - a = b - b \quad \Rightarrow \quad 0 = 0.$$

Thus, $(a, b) R (a, b)$, proving that R is reflexive.

Step 2: Symmetry.

Consider $(a, b), (c, d) \in \mathbb{N} \times \mathbb{N}$. Assume:

$$(a, b) R (c, d).$$

This implies:

$$a - c = b - d.$$

Rearranging terms:

$$c - a = d - b.$$

Hence:

$$(c, d) R (a, b).$$

Therefore, R is symmetric.

Step 3: Transitivity.

Consider $(a, b), (c, d), (e, f) \in \mathbb{N} \times \mathbb{N}$. Assume:

$$(a, b) R (c, d) \quad \text{and} \quad (c, d) R (e, f).$$

From the definition of R , we know:

$$a - c = b - d \quad \text{and} \quad c - e = d - f.$$

Adding these two equations:

$$(a - c) + (c - e) = (b - d) + (d - f) \quad \Rightarrow \quad a - e = b - f.$$

Thus:

$$(a, b) R (e, f).$$

Therefore, R is transitive.

Conclusion:

Since R satisfies reflexivity, symmetry, and transitivity, we conclude that R is an equivalence relation:

R is an equivalence relation.

Quick Tip

To prove a relation is an equivalence relation, carefully verify each property: reflexivity, symmetry, and transitivity, based on the given definition of the relation.

34. The vertices of triangle $\triangle ABC$ are $A(1, 1, 0)$, $B(1, 2, 1)$, and $C(-2, 2, -1)$. Find the equations of the medians through A and B . Use the equations so obtained to find the coordinates of the centroid.

Solution:

Step 1: Find the mid-point of BC

The coordinates of B are $(1, 2, 1)$ and the coordinates of C are $(-2, 2, -1)$. The mid-point of BC is:

$$\left(\frac{1 + (-2)}{2}, \frac{2 + 2}{2}, \frac{1 + (-1)}{2} \right) = \left(-\frac{1}{2}, 2, 0 \right).$$

Step 2: Find the equation of the median through A

The equation of the median through $A(1, 1, 0)$ is the line joining A to the mid-point of BC $\left(-\frac{1}{2}, 2, 0\right)$.

Using the parametric form of the equation of a line:

$$x - 1 = \lambda \left(-\frac{1}{2} - 1 \right), \quad y - 1 = \lambda (2 - 1), \quad z - 0 = \lambda (0 - 0).$$

Simplifying:

$$x - 1 = \lambda \left(-\frac{3}{2} \right), \quad y - 1 = \lambda, \quad z = 0.$$

Thus, the equation of the median through A is:

$$x = 1 - \frac{3\lambda}{2}, \quad y = 1 + \lambda, \quad z = 0. \quad \dots (1)$$

Step 3: Find the mid-point of AC

The coordinates of A are $(1, 1, 0)$ and the coordinates of C are $(-2, 2, -1)$. The mid-point of

AC is:

$$\left(\frac{1 + (-2)}{2}, \frac{1 + 2}{2}, \frac{0 + (-1)}{2} \right) = \left(-\frac{1}{2}, \frac{3}{2}, -\frac{1}{2} \right).$$

Step 4: Find the equation of the median through B

The equation of the median through $B(1, 2, 1)$ is the line joining B to the mid-point of $AC \left(-\frac{1}{2}, \frac{3}{2}, -\frac{1}{2} \right)$.

Using the parametric form of the equation of a line:

$$x - 1 = \mu \left(-\frac{1}{2} - 1 \right), \quad y - 2 = \mu \left(\frac{3}{2} - 2 \right), \quad z - 1 = \mu \left(-\frac{1}{2} - 1 \right).$$

Simplifying:

$$x - 1 = \mu \left(-\frac{3}{2} \right), \quad y - 2 = \mu \left(-\frac{1}{2} \right), \quad z - 1 = \mu \left(-\frac{3}{2} \right).$$

Thus, the equation of the median through B is:

$$x = 1 - \frac{3\mu}{2}, \quad y = 2 - \frac{\mu}{2}, \quad z = 1 - \frac{3\mu}{2}. \quad \dots (2)$$

Step 5: Find the point of intersection of the two lines (the centroid)

Any point on the line (1) is $(-3\lambda + 1, \lambda + 1, 0)$.

Any point on the line (2) is $(-3\mu + 1, -\mu + 2, -3\mu + 1)$.

For the point of intersection:

$$-3\lambda + 1 = -3\mu + 1, \quad \lambda + 1 = -\mu + 2, \quad 0 = -3\mu + 1.$$

From the third equation, $3\mu = 1$, so $\mu = \frac{1}{3}$.

Substitute $\mu = \frac{1}{3}$ into the second equation:

$$\lambda + 1 = -\frac{1}{3} + 2 = \frac{5}{3} \quad \Rightarrow \quad \lambda = \frac{5}{3} - 1 = \frac{2}{3}.$$

Step 6: Find the coordinates of the centroid

The coordinates of the centroid are:

$$x = -3 \left(\frac{2}{3} \right) + 1 = 0, \quad y = \frac{5}{3} + 1 = \frac{5}{3}, \quad z = 0.$$

Conclusion: The coordinates of the centroid are $(0, \frac{5}{3}, 0)$.

Quick Tip

To find the centroid of a triangle, first find the mid-points of two sides and then find the intersection of the medians. The centroid divides each median in a 2:1 ratio.

35(a). Solve the following system of equations using matrices:

$$\frac{2}{x} + \frac{3}{y} + \frac{10}{z} = 4, \quad \frac{4}{x} - \frac{6}{y} + \frac{5}{z} = 1, \quad \frac{6}{x} + \frac{9}{y} - \frac{20}{z} = 2,$$

where $x, y, z \neq 0$.

Solution: Step 1: Rewrite the system of equations.

Let $a = \frac{1}{x}$, $b = \frac{1}{y}$, $c = \frac{1}{z}$. The given system of equations becomes:

$$2a + 3b + 10c = 4, \quad 4a - 6b + 5c = 1, \quad 6a + 9b - 20c = 2.$$

Step 2: Represent the system in matrix form.

The system can be written as:

$$\begin{bmatrix} 2 & 3 & 10 \\ 4 & -6 & 5 \\ 6 & 9 & -20 \end{bmatrix} \begin{bmatrix} a \\ b \\ c \end{bmatrix} = \begin{bmatrix} 4 \\ 1 \\ 2 \end{bmatrix}.$$

Step 3: Compute the determinant of the coefficient matrix.

The coefficient matrix is:

$$A = \begin{bmatrix} 2 & 3 & 10 \\ 4 & -6 & 5 \\ 6 & 9 & -20 \end{bmatrix}.$$

The determinant of A is:

$$\text{Det}(A) = \begin{vmatrix} 2 & 3 & 10 \\ 4 & -6 & 5 \\ 6 & 9 & -20 \end{vmatrix}.$$

Expanding the determinant:

$$\text{Det}(A) = 2 \begin{vmatrix} -6 & 5 \\ 9 & -20 \end{vmatrix} - 3 \begin{vmatrix} 4 & 5 \\ 6 & -20 \end{vmatrix} + 10 \begin{vmatrix} 4 & -6 \\ 6 & 9 \end{vmatrix}.$$

Step 4: Compute the minors.

Calculate each minor:

$$\begin{vmatrix} -6 & 5 \\ 9 & -20 \end{vmatrix} = (-6)(-20) - (5)(9) = 120 - 45 = 75,$$

$$\begin{vmatrix} 4 & 5 \\ 6 & -20 \end{vmatrix} = (4)(-20) - (5)(6) = -80 - 30 = -110,$$

$$\begin{vmatrix} 4 & -6 \\ 6 & 9 \end{vmatrix} = (4)(9) - (-6)(6) = 36 + 36 = 72.$$

Substituting into the determinant:

$$\text{Det}(A) = 2(75) - 3(-110) + 10(72) = 150 + 330 + 720 = 1200.$$

Step 5: Compute the inverse of A .

The inverse of A is:

$$A^{-1} = \frac{1}{\text{Det}(A)} \text{Adj}(A),$$

where $\text{Adj}(A)$ is the adjugate matrix. After computation:

$$A^{-1} = \frac{1}{1200} \begin{bmatrix} -270 & -210 & 120 \\ 90 & 60 & 240 \\ -90 & 30 & 60 \end{bmatrix}.$$

Step 6: Solve $X = A^{-1}B$.

The solution is:

$$X = \frac{1}{1200} \begin{bmatrix} -270 & -210 & 120 \\ 90 & 60 & 240 \\ -90 & 30 & 60 \end{bmatrix} \begin{bmatrix} 4 \\ 1 \\ 2 \end{bmatrix}.$$

Performing the matrix multiplication:

$$X = \frac{1}{1200} \begin{bmatrix} -1080 - 210 + 240 \\ 360 + 60 + 480 \\ -360 + 30 + 120 \end{bmatrix} = \frac{1}{1200} \begin{bmatrix} -1050 \\ 900 \\ -210 \end{bmatrix}.$$

Simplifying:

$$X = \begin{bmatrix} a \\ b \\ c \end{bmatrix} = \begin{bmatrix} \frac{7}{8} \\ \frac{3}{4} \\ \frac{1}{6} \end{bmatrix}.$$

Step 7: Back-substitute for x, y, z .

Using $a = \frac{1}{x}$, $b = \frac{1}{y}$, $c = \frac{1}{z}$, we find:

$$x = 2, \quad y = 3, \quad z = 5.$$

Final Answer:

$$x = 2, \quad y = 3, \quad z = 5.$$

Quick Tip

To solve $X = A^{-1}B$, first verify that $\text{Det}(A) \neq 0$. This ensures A^{-1} exists and the system has a unique solution.

35(b). If $A = \begin{bmatrix} 1 & \cot x \\ -\cot x & 1 \end{bmatrix}$, show that $A^T A^{-1} = \begin{bmatrix} -\cos 2x & -\sin 2x \\ \sin 2x & -\cos 2x \end{bmatrix}$.

Solution:

Step 1: Determine the transpose of A .

The given matrix is:

$$A = \begin{bmatrix} 1 & \cot x \\ -\cot x & 1 \end{bmatrix}.$$

The transpose of A , denoted A^T , is obtained by interchanging rows and columns:

$$A^T = \begin{bmatrix} 1 & -\cot x \\ \cot x & 1 \end{bmatrix}.$$

Step 2: Calculate the determinant of A .

The determinant of a 2×2 matrix is given by:

$$\det(A) = (1)(1) - (-\cot x)(\cot x).$$

Simplify:

$$\det(A) = 1 + \cot^2 x.$$

Using the identity $1 + \cot^2 x = \csc^2 x$:

$$\det(A) = \csc^2 x.$$

Step 3: Compute the inverse of A .

The inverse of a 2×2 matrix is:

$$A^{-1} = \frac{1}{\det(A)} \begin{bmatrix} d & -b \\ -c & a \end{bmatrix}.$$

For $A = \begin{bmatrix} 1 & \cot x \\ -\cot x & 1 \end{bmatrix}$, this becomes:

$$A^{-1} = \frac{1}{\csc^2 x} \begin{bmatrix} 1 & -\cot x \\ \cot x & 1 \end{bmatrix}.$$

Using $\csc^2 x = 1 + \cot^2 x$, the inverse simplifies to:

$$A^{-1} = \frac{1}{1 + \cot^2 x} \begin{bmatrix} 1 & -\cot x \\ \cot x & 1 \end{bmatrix}.$$

Step 4: Multiply A^T and A^{-1} .

Substitute A^T and A^{-1} :

$$A^T = \begin{bmatrix} 1 & -\cot x \\ \cot x & 1 \end{bmatrix}, \quad A^{-1} = \frac{1}{1 + \cot^2 x} \begin{bmatrix} 1 & -\cot x \\ \cot x & 1 \end{bmatrix}.$$

The product is:

$$A^T A^{-1} = \begin{bmatrix} 1 & -\cot x \\ \cot x & 1 \end{bmatrix} \cdot \frac{1}{1 + \cot^2 x} \begin{bmatrix} 1 & -\cot x \\ \cot x & 1 \end{bmatrix}.$$

Step 5: Simplify the product.

Multiply the matrices:

$$A^T A^{-1} = \frac{1}{1 + \cot^2 x} \begin{bmatrix} 1 - \cot^2 x & -\cot x - \cot x \\ \cot x + \cot x & 1 - \cot^2 x \end{bmatrix}.$$

Simplify using $1 - \cot^2 x = -\cos 2x$ and $-\cot x - \cot x = -2 \cot x$:

$$A^T A^{-1} = \begin{bmatrix} -\cos 2x & -\sin 2x \\ \sin 2x & -\cos 2x \end{bmatrix}.$$

Conclusion:

The final result is:


$$A^T A^{-1} = \begin{bmatrix} -\cos 2x & -\sin 2x \\ \sin 2x & -\cos 2x \end{bmatrix}.$$

Quick Tip

When working with matrices involving trigonometric functions, simplify calculations by substituting trigonometric identities, such as $1 - \cot^2 x = -\cos 2x$.

Case Study - 1

36. Airplanes are by far the safest mode of transportation when the number of transported passengers is measured against personal injuries and fatality totals.



Previous records state that the probability of an airplane crash is 0.00001%. Further, there are 95% chances that there will be survivors after a plane crash. Assume that in case of no crash, all travellers survive.

Let E_1 be the event that there is a plane crash and E_2 be the event that there is no crash. Let A be the event that passengers survive after the journey.

On the basis of the above information, answer the following questions:

36.(i) Find the probability that the airplane will not crash.

Solution: (i) Probability that the airplane will not crash:

The given probability of the airplane crashing is:

$$P(E_1) = 0.00001\% = \frac{0.00001}{100} = 10^{-7}.$$

The probability that the airplane does not crash is the complement of $P(E_1)$, calculated as:

$$P(E_2) = 1 - P(E_1) = 1 - 10^{-7}.$$

Solution:

$$P(E_2) = 1 - 10^{-7}.$$

Quick Tip

For complementary events, their probabilities always add up to 1. If $P(E_1)$ is the probability of an event, the probability of its complement is $P(E_2) = 1 - P(E_1)$.

36.(ii). Find $P(A | E_1) + P(A | E_2)$:

Solution: From the given information:

$$P(A | E_1) = 0.95 \quad (95\% \text{ survival rate in the event of a crash}),$$

$$P(A | E_2) = 1 \quad (100\% \text{ survival rate if there is no crash}).$$

The total is:

$$P(A | E_1) + P(A | E_2) = 0.95 + 1 = 1.95.$$

final answer

$$\boxed{P(A | E_1) + P(A | E_2) = 1.95.}$$

Quick Tip

To find the combined probability of an event across different scenarios, add the conditional probabilities for each scenario. Always ensure the results are consistent with the problem's context.

36 (a).(iii). Find $P(A)$:

By applying the law of total probability:

$$P(A) = P(E_1)P(A | E_1) + P(E_2)P(A | E_2).$$

Substitute the given values:

$$P(A) = (10^{-7})(0.95) + (1 - 10^{-7})(1).$$

Simplify:

$$P(A) = 0.95 \cdot 10^{-7} + 1 - 10^{-7}.$$

$$P(A) = 1 - 0.05 \cdot 10^{-7}.$$

Final answer:

$$P(A) = 1 - 0.05 \cdot 10^{-7}.$$

Quick Tip

The law of total probability combines probabilities from multiple scenarios by weighting each conditional probability with the likelihood of its respective event.

OR

36.(iii)(b). Find $P(E_2 | A)$:

Using Bayes' theorem:

$$P(E_2 | A) = \frac{P(E_2)P(A | E_2)}{P(A)}.$$

Substitute the given values:

$$P(E_2 | A) = \frac{(1 - 10^{-7})(1)}{1 - 0.05 \cdot 10^{-7}}.$$

Simplify:

$$P(E_2 | A) = \frac{1 - 10^{-7}}{1 - 0.05 \cdot 10^{-7}}.$$

Final answer:

$$P(E_2 | A) = \frac{1 - 10^{-7}}{1 - 0.05 \cdot 10^{-7}}.$$

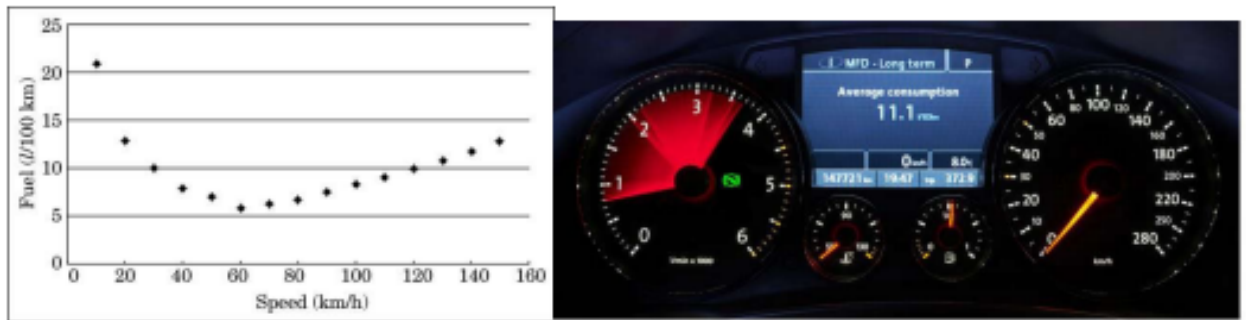
Quick Tip

Bayes' theorem is a powerful tool for finding the probability of an event given new evidence. It reverses conditional probabilities by using the likelihood and prior probabilities.

Case Study - 2

37. Overspeeding increases fuel consumption and decreases fuel economy as a result of tyre rolling friction and air resistance. While vehicles reach optimal fuel economy at

different speeds, fuel mileage usually decreases rapidly at speeds above 80 km/h.



The relation between fuel consumption F (liters per 100 km) and speed V (km/h) under some constraints is given as:

$$F = \frac{V^2}{500} - \frac{V}{4} + 14.$$

On the basis of the above information, answer the following questions:

- (i) Find F , when $V = 40$ km/h.
- (ii) Find $\frac{dF}{dV}$.
- (iii) (a) Find the speed V for which fuel consumption F is minimum.

OR

- (b) Find the quantity of fuel required to travel 600 km at the speed V at which $\frac{dF}{dV} = -0.01$.

Solution:

- (i) To Determine F for $V = 40$ km/h:

Substitute $V = 40$ into the formula:

$$F = \frac{V^2}{500} - \frac{V}{4} + 14.$$

Simplify step-by-step:

$$F = \frac{40^2}{500} - \frac{40}{4} + 14,$$

$$F = \frac{1600}{500} - 10 + 14.$$

Perform the calculations:

$$F = 3.2 - 10 + 14 = 7.2.$$

Final Answer:

$$F = 7.2 \text{ liters per } 100 \text{ km.}$$

Quick Tip

When solving for a specific value, substitute the given value into the formula and evaluate each term systematically to avoid errors.

(ii) To Determine $\frac{dF}{dV}$:

Differentiate $F = \frac{V^2}{500} - \frac{V}{4} + 14$ with respect to V :

$$\frac{dF}{dV} = \frac{d}{dV} \left(\frac{V^2}{500} \right) - \frac{d}{dV} \left(\frac{V}{4} \right) + \frac{d}{dV}(14).$$

Calculate each term:

$$\frac{dF}{dV} = \frac{2V}{500} - \frac{1}{4} + 0.$$

Simplify the expression:

$$\frac{dF}{dV} = \frac{V}{250} - \frac{1}{4}.$$

Final Answer:

$$\frac{dF}{dV} = \frac{V}{250} - \frac{1}{4}.$$

Quick Tip

To differentiate functions with constants and powers, apply the power rule and simplify the coefficients step-by-step to avoid mistakes.

(iii)(a) To Determine the Speed V for Minimum F :

To minimize fuel consumption, set the derivative $\frac{dF}{dV}$ to zero:

$$\frac{V}{250} - \frac{1}{4} = 0.$$

Solve for V :

$$\frac{V}{250} = \frac{1}{4} \Rightarrow V = \frac{250}{4} = 62.5.$$

Final Answer:

$$V = 62.5 \text{ km/h.}$$

Quick Tip

To locate the minimum or maximum value of a function, equate its first derivative to zero. This identifies critical points where the function could achieve extreme values.

OR

(iii)(b) To Calculate the Fuel Required for 600 km:

We are given $\frac{dF}{dV} = -0.01$. Using the expression:

$$\frac{dF}{dV} = \frac{V}{250} - \frac{1}{4},$$

substitute $\frac{dF}{dV} = -0.01$:

$$\frac{V}{250} - \frac{1}{4} = -0.01.$$

Solve for V :

$$\frac{V}{250} = -0.01 + \frac{1}{4} = -0.01 + 0.25 = 0.24.$$

$$V = 250 \cdot 0.24 = 60.$$

At $V = 60 \text{ km/h}$, calculate F using the original formula:

$$F = \frac{V^2}{500} - \frac{V}{4} + 14.$$

Substitute $V = 60$:

$$F = \frac{60^2}{500} - \frac{60}{4} + 14 = \frac{3600}{500} - 15 + 14 = 7.2 \text{ liters per 100 km.}$$

For a distance of 600 km, the total fuel required is:

$$\text{Fuel} = \frac{F}{100} \cdot 600 = \frac{7.2}{100} \cdot 600 = 37.2 \text{ liters.}$$

Final Answer:

$$\text{Fuel required} = 37.2 \text{ liters.}$$

Quick Tip

To compute the total fuel needed for a journey, multiply the consumption rate per 100 km by the total distance and divide by 100 to adjust the units.

Case Study - 3

38. The month of September is celebrated as the Rashtriya Poshan Maah across the country. Following a healthy and well-balanced diet is crucial in order to supply the body with the proper nutrients it needs. A balanced diet also keeps us mentally fit and promotes improved level of energy.

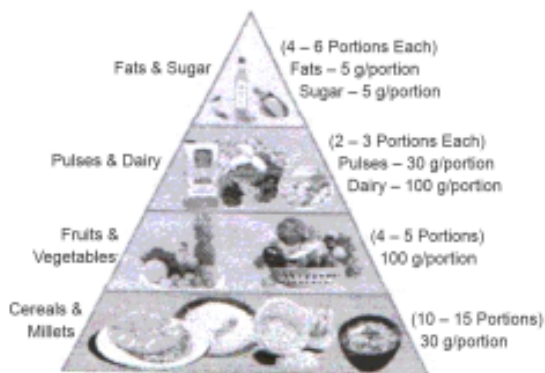


Figure-1

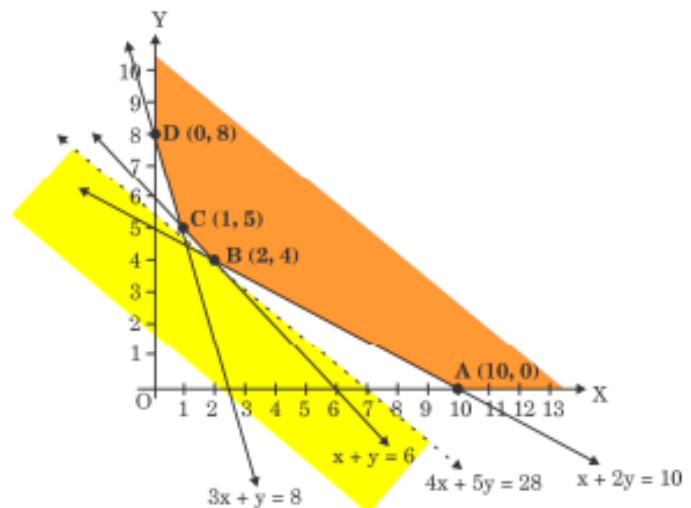


Figure-2

A dietician wishes to minimize the cost of a diet involving two types of foods, food X (in kg) and food Y (in kg), which are available at the rate of 16/kg and 20/kg, respectively. The feasible region satisfying the constraints is shown in Figure-2.

On the basis of the above information, answer the following questions:

(i) Identify and write all the constraints which determine the given feasible region in Figure-2.

Solution:

The given constraints for the linear programming problem are:

$$\begin{aligned} 3x + y &\leq 8, \\ x + y &\geq 4, \\ 4x + 5y &= 28, \\ 2x + y &\geq 10, \\ x &\geq 0, \\ y &\geq 0. \end{aligned}$$

Quick Tip

In linear programming, clearly write down all constraints derived from the problem statement. These inequalities define the feasible region for optimization.

If the objective is to minimize cost $Z = 16x + 20y$, find the values of x and y at which cost is minimum. Also, find the minimum cost assuming that minimum cost is possible for the given unbounded region.

Step 1: Calculate Z at each vertex.

- At $A(10, 0)$:

$$Z = 16(10) + 20(0) = 160.$$

- At $B(2, 4)$:

$$Z = 16(2) + 20(4) = 32 + 80 = 112.$$

- At $C(1, 5)$:

$$Z = 16(1) + 20(5) = 16 + 100 = 116.$$

- At $D(0, 8)$:

$$Z = 16(0) + 20(8) = 0 + 160 = 160.$$

Step 2: Identify the minimum cost.

The minimum value of Z is 112 at $B(2, 4)$.

Conclusion:

The values of x and y that minimize the cost are:

$$x = 2, y = 4, \text{ Minimum cost} = 112.$$

Step 3: Verify for unbounded region.

Since the feasible region is unbounded, it is necessary to verify the validity of the minimum cost. The objective function $Z = 16x + 20y$ increases as x or y increases. Hence, the minimum cost of 112 at $B(2, 4)$ is valid.

Quick Tip

In linear programming, always evaluate the objective function at the vertices of the feasible region to determine the minimum or maximum value. Verify the result if the feasible region is unbounded.