

CAT 2024



Application No	
Candidate Name	
Test Center Name	
Test Date	24/11/2024
Test Time	12:30 PM - 2:30 PM
Subject	CAT 2024

Section : VARC

Q.1 Five jumbled up sentences (labelled 1, 2, 3, 4 and 5), related to a topic, are given below. Four of them can be put together to form a coherent paragraph. Identify the odd sentence and key in the number of that sentence as your answer.

1. The UK is a world leader in developing cultivated meat and the approval of a cultivated pet food is an important milestone.
2. If we're to realise the full potential benefits of cultivated meat the government must invest in research and infrastructure.
3. The first UK applications for cultivated meat produced for humans remain under assessment with the Food Standards Agency.
4. The previous UK government had been looking at fast-tracking the approval of cultivated meat for human consumption.
5. It underscores the potential for new innovation to help reduce the negative impacts of intensive animal agriculture.

Case Sensitivity: No

Answer Type: Equal

Possible Answer: 4

Given 5

Answer :

Question Type : SA

Question ID : 332818282

Status : Answered

Comprehension:

The passage below is accompanied by four questions. Based on the passage, choose the best answer for each question.

The history of any major technological or industrial advance is inevitably shadowed by a less predictable history of unintended consequences and secondary effects — what economists sometimes call “externalities.” Sometimes those consequences are innocuous ones, or even beneficial. Gutenberg invents the printing press, and literacy rates rise, which causes a significant part of the reading public to require spectacles for the first time, which creates a surge of investment in lens-making across Europe, which leads to the invention of the telescope and the microscope.

Oftentimes the secondary effects seem to belong to an entirely different sphere of society. When Willis Carrier hit upon the idea of air-conditioning, the technology was primarily intended for industrial use: ensuring cool, dry air for factories that required low-humidity environments. But...it touched off one of the largest migrations in the history of the United States, enabling the rise of metropolitan areas like Phoenix and Las Vegas that barely existed when Carrier first started tinkering with the idea in the early 1900s.

Sometimes the unintended consequence comes about when consumers use an invention in a surprising way. Edison famously thought his phonograph, which he sometimes called “the talking machine,” would primarily be used to take dictation....But then later innovators... discovered a much larger audience willing to pay for musical recordings made on descendants of Edison’s original invention. In other cases, the original innovation comes into the world disguised as a plaything...the way the animatronic dolls of the mid-1700s inspired Jacquard to invent the first “programmable” loom and Charles Babbage to invent the first machine that fit the modern definition of a computer, setting the stage for the revolution in programmable technology that would transform the 21st century in countless ways.

We live under the gathering storm of modern history’s most momentous unintended consequence...carbon-based climate change. Imagine the vast sweep of inventors whose ideas started the Industrial Revolution, all the entrepreneurs and scientists and hobbyists who had a hand in bringing it about. Line up a thousand of them and ask them all what they had been hoping to do with their work. Not one would say that their intent had been to deposit enough carbon in the atmosphere to create a greenhouse effect that trapped heat at the surface of the planet. And yet here we are.

Ethyl (leaded fuel) and Freon belonged to the same general class of secondary effect: innovations whose unintended consequences stem from some kind of waste by-product that they emit. But the potential health threats of Ethyl (unleaded fuel) were visible in the 1920s, unlike, say, the long-term effects of atmospheric carbon build up in the early days of the Industrial Revolution....

Indeed, it is reasonable to see CFCs (chlorofluorocarbons) as a forerunner of the kind of threat we will most likely face in the coming decades, as it becomes increasingly possible for individuals or small groups to create new scientific advances — through chemistry or biotechnology or materials science — setting off unintended consequences that reverberate on a global scale.

SubQuestion No : 2

Q.2 The author lists all of the following examples as “externalities” of major technical advances EXCEPT:

- Ans
- 1. extension of the phonograph to large-scale recording of music
 - 2. application of the Jacquard loom to modern IT programming
 - 3. build-up of chlorofluorocarbons in the atmosphere
 - 4. cooling and de-humidifying of factories through air-conditioning

Question Type : **MCQ**

Question ID : **332818236**

Status : **Answered**

Chosen Option : **3**

Comprehension:

The passage below is accompanied by four questions. Based on the passage, choose the best answer for each question.

The history of any major technological or industrial advance is inevitably shadowed by a less predictable history of unintended consequences and secondary effects — what economists sometimes call “externalities.” Sometimes those consequences are innocuous ones, or even beneficial. Gutenberg invents the printing press, and literacy rates rise, which causes a significant part of the reading public to require spectacles for the first time, which creates a surge of investment in lens-making across Europe, which leads to the invention of the telescope and the microscope.

Oftentimes the secondary effects seem to belong to an entirely different sphere of society. When Willis Carrier hit upon the idea of air-conditioning, the technology was primarily intended for industrial use: ensuring cool, dry air for factories that required low-humidity environments. But...it touched off one of the largest migrations in the history of the United States, enabling the rise of metropolitan areas like Phoenix and Las Vegas that barely existed when Carrier first started tinkering with the idea in the early 1900s.

Sometimes the unintended consequence comes about when consumers use an invention in a surprising way. Edison famously thought his phonograph, which he sometimes called “the talking machine,” would primarily be used to take dictation....But then later innovators... discovered a much larger audience willing to pay for musical recordings made on descendants of Edison’s original invention. In other cases, the original innovation comes into the world disguised as a plaything...the way the animatronic dolls of the mid-1700s inspired Jacquard to invent the first “programmable” loom and Charles Babbage to invent the first machine that fit the modern definition of a computer, setting the stage for the revolution in programmable technology that would transform the 21st century in countless ways.

We live under the gathering storm of modern history’s most momentous unintended consequence...carbon-based climate change. Imagine the vast sweep of inventors whose ideas started the Industrial Revolution, all the entrepreneurs and scientists and hobbyists who had a hand in bringing it about. Line up a thousand of them and ask them all what they had been hoping to do with their work. Not one would say that their intent had been to deposit enough carbon in the atmosphere to create a greenhouse effect that trapped heat at the surface of the planet. And yet here we are.

Ethyl (leaded fuel) and Freon belonged to the same general class of secondary effect: innovations whose unintended consequences stem from some kind of waste by-product that they emit. But the potential health threats of Ethyl (unleaded fuel) were visible in the 1920s, unlike, say, the long-term effects of atmospheric carbon build up in the early days of the Industrial Revolution....

Indeed, it is reasonable to see CFCs (chlorofluorocarbons) as a forerunner of the kind of threat we will most likely face in the coming decades, as it becomes increasingly possible for individuals or small groups to create new scientific advances — through chemistry or biotechnology or materials science — setting off unintended consequences that reverberate on a global scale.

SubQuestion No : 3

Q.3 Carrier, Babbage, and Edison are mentioned in the passage to illustrate the author’s point that

- Ans** 1. the secondary effect of past inventions mostly resulted in the creation of new inventions.
2. inventions typically end up being used for entirely different purposes than the intended ones.
3. despite the original intention, the unintended consequences of their inventions were largely beneficial.
4. these inventors could not have visualised the eventual impact of their inventions on society.

Question Type : **MCQ**

Question ID : **332818240**

Status : **Marked For Review**

Chosen Option : **3**

Comprehension:

The passage below is accompanied by four questions. Based on the passage, choose the best answer for each question.

The history of any major technological or industrial advance is inevitably shadowed by a less predictable history of unintended consequences and secondary effects — what economists sometimes call “externalities.” Sometimes those consequences are innocuous ones, or even beneficial. Gutenberg invents the printing press, and literacy rates rise, which causes a significant part of the reading public to require spectacles for the first time, which creates a surge of investment in lens-making across Europe, which leads to the invention of the telescope and the microscope.

Oftentimes the secondary effects seem to belong to an entirely different sphere of society. When Willis Carrier hit upon the idea of air-conditioning, the technology was primarily intended for industrial use: ensuring cool, dry air for factories that required low-humidity environments. But...it touched off one of the largest migrations in the history of the United States, enabling the rise of metropolitan areas like Phoenix and Las Vegas that barely existed when Carrier first started tinkering with the idea in the early 1900s.

Sometimes the unintended consequence comes about when consumers use an invention in a surprising way. Edison famously thought his phonograph, which he sometimes called “the talking machine,” would primarily be used to take dictation....But then later innovators... discovered a much larger audience willing to pay for musical recordings made on descendants of Edison’s original invention. In other cases, the original innovation comes into the world disguised as a plaything...the way the animatronic dolls of the mid-1700s inspired Jacquard to invent the first “programmable” loom and Charles Babbage to invent the first machine that fit the modern definition of a computer, setting the stage for the revolution in programmable technology that would transform the 21st century in countless ways.

We live under the gathering storm of modern history’s most momentous unintended consequence...carbon-based climate change. Imagine the vast sweep of inventors whose ideas started the Industrial Revolution, all the entrepreneurs and scientists and hobbyists who had a hand in bringing it about. Line up a thousand of them and ask them all what they had been hoping to do with their work. Not one would say that their intent had been to deposit enough carbon in the atmosphere to create a greenhouse effect that trapped heat at the surface of the planet. And yet here we are.

Ethyl (leaded fuel) and Freon belonged to the same general class of secondary effect: innovations whose unintended consequences stem from some kind of waste by-product that they emit. But the potential health threats of Ethyl (unleaded fuel) were visible in the 1920s, unlike, say, the long-term effects of atmospheric carbon build up in the early days of the Industrial Revolution....

Indeed, it is reasonable to see CFCs (chlorofluorocarbons) as a forerunner of the kind of threat we will most likely face in the coming decades, as it becomes increasingly possible for individuals or small groups to create new scientific advances — through chemistry or biotechnology or materials science — setting off unintended consequences that reverberate on a global scale.

SubQuestion No : 4

Q.4 We can assume that the author would support all of the following views EXCEPT:

- Ans** 1. The by-products of leaded fuel, rather than the fuel itself, were responsible for the build-up of carbon-related gases in the atmosphere.
2. The emissions caused by the large-scale use of leaded fuel ought to have been addressed earlier than they were.
3. While technological advances in the past have had innocuous or beneficial outcomes, more recent advances have the potential to be more threatening globally.
4. It has become far easier for people today to bring out innovations with dire worldwide consequences than it was earlier.

Question Type : **MCQ**

Question ID : **332818241**

Status : **Marked For Review**

Chosen Option : **3**

Comprehension:

The passage below is accompanied by four questions. Based on the passage, choose the best answer for each question.

The history of any major technological or industrial advance is inevitably shadowed by a less predictable history of unintended consequences and secondary effects — what economists sometimes call “externalities.” Sometimes those consequences are innocuous ones, or even beneficial. Gutenberg invents the printing press, and literacy rates rise, which causes a significant part of the reading public to require spectacles for the first time, which creates a surge of investment in lens-making across Europe, which leads to the invention of the telescope and the microscope.

Oftentimes the secondary effects seem to belong to an entirely different sphere of society. When Willis Carrier hit upon the idea of air-conditioning, the technology was primarily intended for industrial use: ensuring cool, dry air for factories that required low-humidity environments. But...it touched off one of the largest migrations in the history of the United States, enabling the rise of metropolitan areas like Phoenix and Las Vegas that barely existed when Carrier first started tinkering with the idea in the early 1900s.

Sometimes the unintended consequence comes about when consumers use an invention in a surprising way. Edison famously thought his phonograph, which he sometimes called “the talking machine,” would primarily be used to take dictation....But then later innovators... discovered a much larger audience willing to pay for musical recordings made on descendants of Edison’s original invention. In other cases, the original innovation comes into the world disguised as a plaything...the way the animatronic dolls of the mid-1700s inspired Jacquard to invent the first “programmable” loom and Charles Babbage to invent the first machine that fit the modern definition of a computer, setting the stage for the revolution in programmable technology that would transform the 21st century in countless ways.

We live under the gathering storm of modern history’s most momentous unintended consequence...carbon-based climate change. Imagine the vast sweep of inventors whose ideas started the Industrial Revolution, all the entrepreneurs and scientists and hobbyists who had a hand in bringing it about. Line up a thousand of them and ask them all what they had been hoping to do with their work. Not one would say that their intent had been to deposit enough carbon in the atmosphere to create a greenhouse effect that trapped heat at the surface of the planet. And yet here we are.

Ethyl (leaded fuel) and Freon belonged to the same general class of secondary effect: innovations whose unintended consequences stem from some kind of waste by-product that they emit. But the potential health threats of Ethyl (unleaded fuel) were visible in the 1920s, unlike, say, the long-term effects of atmospheric carbon build up in the early days of the Industrial Revolution....

Indeed, it is reasonable to see CFCs (chlorofluorocarbons) as a forerunner of the kind of threat we will most likely face in the coming decades, as it becomes increasingly possible for individuals or small groups to create new scientific advances — through chemistry or biotechnology or materials science — setting off unintended consequences that reverberate on a global scale.

SubQuestion No : 5

Q.5 Which of the following best conveys the main point of the first paragraph?

- Ans** 1. The full impact of technological advances cannot be estimated in the short run as the ripple effects often extend far beyond the original intent.
2. The secondary effects of most major technological advances in the past, especially if they were unintended, have turned out to be beneficial.
3. It is important to judge an invention not by its immediate outcomes, but by the holistic impact of its secondary effects.
4. The entire impact of a technological advance should be evaluated by the boost its secondary effects gives to generating further technological advances.

Question Type : **MCQ**

Question ID : **332818237**

Status : **Answered**

Chosen Option : **4**

Q.6 Five jumbled up sentences (labelled 1, 2, 3, 4 and 5), related to a topic, are given below. Four of them can be put together to form a coherent paragraph. Identify the odd sentence and key in the number of that sentence as your answer.

1. No known real researcher of human behaviour would say that gender is all nature or all nurture.
2. The evidence for a biological basis for gender certainly doesn't mean we should be complacent in the face of sexism.
3. Many people are uncomfortable with the idea that gender is not purely a social construct.
4. Despite this empirical truth, researchers who study the biological basis of gender often face political pushback.
5. There's a political preference for gender to be only a reflection of social factors and so entirely malleable.

Case Sensitivity: No

Answer Type: Equal

Possible Answer: 2

Given 5

Answer :

Question Type : SA

Question ID : 332818659

Status : Answered

Q.7 The passage given below is followed by four alternate summaries. Choose the option that best captures the essence of the passage.

Recent important scientific findings have emerged from crossing the boundaries of scientific fields. They stem from physicists collaborating with biologists, sociologists and others, to answer questions about our world. But physicists and their potential collaborators often find their cultures out of sync. For one, physicists often discard a lot of information while extracting broad patterns; for other scientists, information is not readily disposed. Further, many non-physicists are uncomfortable with mathematical models. Still, the desire to work on something new and different is real, and there are clear benefits from the collision of views.

- Ans**
- 1. Physicists have successfully buried their differences on research methods applied in other fields in their desire to find answers to baffling scientific questions.
 - 2. Large data sets and mathematical models in physics research combined with the research methods of non-physicist collaborators have yielded important scientific findings.
 - 3. The desire to diversify their research and answer important questions has led to several collaborations between physicists and other social scientists.
 - 4. Despite differences in their research styles, physicists' research collaborations with scholars from other disciplines have yielded important research findings.

Question Type : MCQ

Question ID : 332818460

Status : Answered

Chosen Option : 3

Q.8 There is a sentence that is missing in the paragraph below. Look at the paragraph and decide where (option 1, 2, 3, or 4) the following sentence would best fit.

Sentence: [T]he Europeans did not invent globalization.

Paragraph: The first phase of globalization occurred long before the introduction of either steam or electric power...Chinese consumers at all social levels consumed vast quantities of spices, fragrant woods and unusual plants. The peoples of Southeast Asia who lived in forests gave up their traditional livelihoods and completely reoriented their economies to supply Chinese consumers....__(1)__. These exchanges of the year 1000 opened some of the routes through which goods and peoples continued to travel after Columbus traversed the mid-Atlantic. __(2)__. Yet the world of 1000 differed from that of 1492 in important ways....the travellers who encountered one another in the year 1000 were much closer technologically. __(3)__. They changed and augmented what was already there since 1000. __(4)__. If globalization hadn't yet begun, Europeans wouldn't have been able to penetrate the markets in so many places as quickly as they did after 1492.

- Ans**
- 1. Option 4
 - 2. Option 3
 - 3. Option 2
 - 4. Option 1

Question Type : **MCQ**
Question ID : **332818470**
Status : **Answered**
Chosen Option : **2**

Q.9 There is a sentence that is missing in the paragraph below. Look at the paragraph and decide where (option 1, 2, 3, or 4) the following sentence would best fit.

Sentence: Yet each day the flock produced eggs with calcareous shells though they apparently had not ingested any calcium from land which was entirely lacking in limestone.

Paragraph: Early in this century a young Breton schoolboy who preparing himself for a scientific career began to notice a strange fact about hens in his father's poultry yard. __(1)__. As they scratched the soil they constantly seemed to be pecking at specks of mica, a siliceous material dotting the ground. __(2)__. No one could explain to Louis Kervran why the chickens selected the mica, or why each time a bird was killed for the family cooking pot no trace of the mica could be found in its gizzard. __(3)__. It took Kervran many years to establish that the chickens were transmuting one element into another. __(4)__.

- Ans**
- 1. Option 3
 - 2. Option 2
 - 3. Option 4
 - 4. Option 1

Question Type : **MCQ**
Question ID : **332818296**
Status : **Answered**
Chosen Option : **2**

Comprehension:

The passage below is accompanied by four questions. Based on the passage, choose the best answer for each question.

(. . .) There are three other common drivers for carnivore-human attacks, some of which are more preventable than others. Natural aggression-based conflicts – such as those involving females protecting their young or animals protecting a food source – can often be avoided as long as people stay away from those animals and their food.

Carnivores that recognise humans as a means to get food, are a different story. As they become more reliant on human food they might find at campsites or in rubbish bins, they become less avoidant of humans. Losing that instinctive fear response puts them into more situations where they could get into an altercation with a human, which often results in that bear being put down by humans. “A fed bear is a dead bear,” says Servheen, referring to a common saying among biologists and conservationists.

Predatory or predation-related attacks are quite rare, only accounting for 17% of attacks in North America since 1955. They occur when a carnivore views a human as prey and hunts it like it would any other animal it uses for food. (. . .)

Then there are animal attacks provoked by people taking pictures with them or feeding them in natural settings such as national parks which often end with animals being euthanised out of precaution. “Eventually, that animal becomes habituated to people, and [then] bad things happen to the animal. And the folks who initially wanted to make that connection don’t necessarily realise that,” says Christine Wilkinson, a postdoctoral researcher at UC Berkeley, California, who’s been studying coyote-human conflicts.

After conducting countless postmortems on all types of carnivore-human attacks spanning 75 years, Penteriani’s team believes 50% could have been avoided if humans reacted differently. A 2017 study co-authored by Penteriani found that engaging in risky behaviour around large carnivores increases the likelihood of an attack.

Two of the most common risky behaviours are parents leaving their children to play outside unattended and walking an unleashed dog, according to the study. Wilkinson says 66% of coyote attacks involve a dog. “[People] end up in a situation where their dog is being chased, or their dog chases a coyote, or maybe they’re walking their dog near a den that’s marked, and the coyote wants to escort them away,” says Wilkinson.

Experts believe climate change also plays a part in the escalation of human-carnivore conflicts, but the correlation still needs to be ironed out. “As finite resources become scarcer, carnivores and people are coming into more frequent contact, which means that more conflict could occur,” says Jen Miller, international programme specialist for the US Fish & Wildlife Service. For example, she says, there was an uptick in lion attacks in western India during a drought when lions and people were relying on the same water sources.

(. . .) The likelihood of human-carnivore conflicts appears to be higher in areas of low-income countries dominated by vast rural landscapes and farmland, according to Penteriani’s research. “There are a lot of working landscapes in the Global South that are really heterogeneous, that are interspersed with carnivore habitats, forests and savannahs, which creates a lot more opportunity for these encounters, just statistically,” says Wilkinson.

SubQuestion No : 10

Q.10 According to the passage, what is a significant factor that contributes to the habituation of carnivores to human presence?

Ans 1. The reduction in carnivores’ instinctive fear response, resulting from their reliance upon human-provided food.

2. The predatory perception of humans as potential prey within the carnivores’ food chain.

3. The increased scarcity of resources due to climate change, forcing carnivores to venture outside their natural habitats in search of sustenance.

4. The natural aggression exhibited by carnivores, exacerbated by human interference, particularly when they are safeguarding their offspring or food sources.

Question Type : **MCQ**

Question ID : **332818438**

Status : **Not Answered**

Chosen Option : --

Comprehension:

The passage below is accompanied by four questions. Based on the passage, choose the best answer for each question.

(. . .) There are three other common drivers for carnivore-human attacks, some of which are more preventable than others. Natural aggression-based conflicts – such as those involving females protecting their young or animals protecting a food source – can often be avoided as long as people stay away from those animals and their food.

Carnivores that recognise humans as a means to get food, are a different story. As they become more reliant on human food they might find at campsites or in rubbish bins, they become less avoidant of humans. Losing that instinctive fear response puts them into more situations where they could get into an altercation with a human, which often results in that bear being put down by humans. “A fed bear is a dead bear,” says Servheen, referring to a common saying among biologists and conservationists.

Predatory or predation-related attacks are quite rare, only accounting for 17% of attacks in North America since 1955. They occur when a carnivore views a human as prey and hunts it like it would any other animal it uses for food. (. . .)

Then there are animal attacks provoked by people taking pictures with them or feeding them in natural settings such as national parks which often end with animals being euthanised out of precaution. “Eventually, that animal becomes habituated to people, and [then] bad things happen to the animal. And the folks who initially wanted to make that connection don’t necessarily realise that,” says Christine Wilkinson, a postdoctoral researcher at UC Berkeley, California, who’s been studying coyote-human conflicts.

After conducting countless postmortems on all types of carnivore-human attacks spanning 75 years, Penteriani’s team believes 50% could have been avoided if humans reacted differently. A 2017 study co-authored by Penteriani found that engaging in risky behaviour around large carnivores increases the likelihood of an attack.

Two of the most common risky behaviours are parents leaving their children to play outside unattended and walking an unleashed dog, according to the study. Wilkinson says 66% of coyote attacks involve a dog. “[People] end up in a situation where their dog is being chased, or their dog chases a coyote, or maybe they’re walking their dog near a den that’s marked, and the coyote wants to escort them away,” says Wilkinson.

Experts believe climate change also plays a part in the escalation of human-carnivore conflicts, but the correlation still needs to be ironed out. “As finite resources become scarcer, carnivores and people are coming into more frequent contact, which means that more conflict could occur,” says Jen Miller, international programme specialist for the US Fish & Wildlife Service. For example, she says, there was an uptick in lion attacks in western India during a drought when lions and people were relying on the same water sources.

(. . .) The likelihood of human-carnivore conflicts appears to be higher in areas of low-income countries dominated by vast rural landscapes and farmland, according to Penteriani’s research. “There are a lot of working landscapes in the Global South that are really heterogeneous, that are interspersed with carnivore habitats, forests and savannahs, which creates a lot more opportunity for these encounters, just statistically,” says Wilkinson.

SubQuestion No : 11

Q.11 Given the insights provided by Penteriani’s research and Wilkinson’s statement, which of the following conclusions can be drawn about the relationship between landscape heterogeneity and human-carnivore conflicts?

- Ans** 1. The diversity and interspersion of working landscapes with carnivore habitats in rural areas increase the statistical probability of encounters between humans and carnivores.
2. Low-income countries with vast, contiguous wilderness areas are less prone to human-carnivore conflicts because these areas lack the human presence necessary for such encounters.
3. Landscape heterogeneity, characterized by a mix of farmland and natural habitats, inherently reduces the chances of human-carnivore conflicts by providing more refuge for wildlife away from human activity.
4. Homogeneous landscapes with uniform agricultural practices are more likely to experience high rates of human-carnivore conflicts due to the predictability of resources.

Question Type : **MCQ**

Question ID : **332818440**

Status : **Not Answered**

Chosen Option : --

Comprehension:

The passage below is accompanied by four questions. Based on the passage, choose the best answer for each question.

(. . .) There are three other common drivers for carnivore-human attacks, some of which are more preventable than others. Natural aggression-based conflicts – such as those involving females protecting their young or animals protecting a food source – can often be avoided as long as people stay away from those animals and their food.

Carnivores that recognise humans as a means to get food, are a different story. As they become more reliant on human food they might find at campsites or in rubbish bins, they become less avoidant of humans. Losing that instinctive fear response puts them into more situations where they could get into an altercation with a human, which often results in that bear being put down by humans. “A fed bear is a dead bear,” says Servheen, referring to a common saying among biologists and conservationists.

Predatory or predation-related attacks are quite rare, only accounting for 17% of attacks in North America since 1955. They occur when a carnivore views a human as prey and hunts it like it would any other animal it uses for food. (. . .)

Then there are animal attacks provoked by people taking pictures with them or feeding them in natural settings such as national parks which often end with animals being euthanised out of precaution. “Eventually, that animal becomes habituated to people, and [then] bad things happen to the animal. And the folks who initially wanted to make that connection don’t necessarily realise that,” says Christine Wilkinson, a postdoctoral researcher at UC Berkeley, California, who’s been studying coyote-human conflicts.

After conducting countless postmortems on all types of carnivore-human attacks spanning 75 years, Penteriani’s team believes 50% could have been avoided if humans reacted differently. A 2017 study co-authored by Penteriani found that engaging in risky behaviour around large carnivores increases the likelihood of an attack.

Two of the most common risky behaviours are parents leaving their children to play outside unattended and walking an unleashed dog, according to the study. Wilkinson says 66% of coyote attacks involve a dog. “[People] end up in a situation where their dog is being chased, or their dog chases a coyote, or maybe they’re walking their dog near a den that’s marked, and the coyote wants to escort them away,” says Wilkinson.

Experts believe climate change also plays a part in the escalation of human-carnivore conflicts, but the correlation still needs to be ironed out. “As finite resources become scarcer, carnivores and people are coming into more frequent contact, which means that more conflict could occur,” says Jen Miller, international programme specialist for the US Fish & Wildlife Service. For example, she says, there was an uptick in lion attacks in western India during a drought when lions and people were relying on the same water sources.

(. . .) The likelihood of human-carnivore conflicts appears to be higher in areas of low-income countries dominated by vast rural landscapes and farmland, according to Penteriani’s research. “There are a lot of working landscapes in the Global South that are really heterogeneous, that are interspersed with carnivore habitats, forests and savannahs, which creates a lot more opportunity for these encounters, just statistically,” says Wilkinson.

SubQuestion No : 12

Q.12 Which of the following statements, if false, would be inconsistent with the concerns raised in the passage regarding the drivers of carnivore-human conflicts?

- Ans** 1. Climate change has had negligible effects on the frequency of carnivore-human interactions in affected regions.
2. Predatory attacks by carnivores are a common occurrence and have steadily increased over the past few decades.
3. Human efforts to avoid risky behaviours around large carnivores have proven effective in reducing conflict incidents.
4. Carnivores lose their instinctive fear of humans, when consistently exposed to human food sources.

Question Type : **MCQ**

Question ID : **332818441**

Status : **Not Answered**

Chosen Option : --

Comprehension:

The passage below is accompanied by four questions. Based on the passage, choose the best answer for each question.

(. . .) There are three other common drivers for carnivore-human attacks, some of which are more preventable than others. Natural aggression-based conflicts – such as those involving females protecting their young or animals protecting a food source – can often be avoided as long as people stay away from those animals and their food.

Carnivores that recognise humans as a means to get food, are a different story. As they become more reliant on human food they might find at campsites or in rubbish bins, they become less avoidant of humans. Losing that instinctive fear response puts them into more situations where they could get into an altercation with a human, which often results in that bear being put down by humans. “A fed bear is a dead bear,” says Servheen, referring to a common saying among biologists and conservationists.

Predatory or predation-related attacks are quite rare, only accounting for 17% of attacks in North America since 1955. They occur when a carnivore views a human as prey and hunts it like it would any other animal it uses for food. (. . .)

Then there are animal attacks provoked by people taking pictures with them or feeding them in natural settings such as national parks which often end with animals being euthanised out of precaution. “Eventually, that animal becomes habituated to people, and [then] bad things happen to the animal. And the folks who initially wanted to make that connection don’t necessarily realise that,” says Christine Wilkinson, a postdoctoral researcher at UC Berkeley, California, who’s been studying coyote-human conflicts.

After conducting countless postmortems on all types of carnivore-human attacks spanning 75 years, Penteriani’s team believes 50% could have been avoided if humans reacted differently. A 2017 study co-authored by Penteriani found that engaging in risky behaviour around large carnivores increases the likelihood of an attack.

Two of the most common risky behaviours are parents leaving their children to play outside unattended and walking an unleashed dog, according to the study. Wilkinson says 66% of coyote attacks involve a dog. “[People] end up in a situation where their dog is being chased, or their dog chases a coyote, or maybe they’re walking their dog near a den that’s marked, and the coyote wants to escort them away,” says Wilkinson.

Experts believe climate change also plays a part in the escalation of human-carnivore conflicts, but the correlation still needs to be ironed out. “As finite resources become scarcer, carnivores and people are coming into more frequent contact, which means that more conflict could occur,” says Jen Miller, international programme specialist for the US Fish & Wildlife Service. For example, she says, there was an uptick in lion attacks in western India during a drought when lions and people were relying on the same water sources.

(. . .) The likelihood of human-carnivore conflicts appears to be higher in areas of low-income countries dominated by vast rural landscapes and farmland, according to Penteriani’s research. “There are a lot of working landscapes in the Global South that are really heterogeneous, that are interspersed with carnivore habitats, forests and savannahs, which creates a lot more opportunity for these encounters, just statistically,” says Wilkinson.

SubQuestion No : 13

Q.13 According to the passage, which of the following scenarios would MOST likely exacerbate the frequency of carnivore-human conflicts?

- Ans** 1. Attempting to photograph wild animals from within secured viewing areas in national parks and protected zones.
2. Implementing 'food waste' management strategies to prevent wild animals being attracted to human food sources.
3. Unleashing dogs by pet owners in areas with known high concentrations of large carnivores.
4. Addressing the impact of climate change on the availability of resources for wildlife.

Question Type : **MCQ**

Question ID : **332818439**

Status : **Not Answered**

Chosen Option : --

Q.14 There is a sentence that is missing in the paragraph below. Look at the paragraph and decide where (option 1, 2, 3, or 4) the following sentence would best fit.

Sentence: Science has officially crowned us superior to our early-rising brethren.

Paragraph: My fellow night owls, grab a strong cup of coffee and gather around: I have great news. ___(1)__. For a long time, our kind has been unfairly maligned. Stereotyped as lazy and undisciplined. Told we ought to be morning larks. Advised to go to bed early so we can wake before 5am and run a marathon before breakfast like all high-flyers seem to do. Now, however, we are having the last laugh. ___(2)__. It may be a tad more complicated than that. A study published last week, which you may have already seen while scrolling at 1am, suggests that staying up late could be good for brain power. ___(3)__. Is this study a thinly veiled PR exercise conducted by a caffeine-pill company? Nope, it's legit. ___(4)__. Research led by academics at Imperial College London studied data on more than 26,000 people and found that "self-declared 'night owls' generally tend to have higher cognitive scores".

- Ans**
- 1. Option 3
 - 2. Option 4
 - 3. Option 1
 - 4. Option 2

Question Type : **MCQ**

Question ID : **332818299**

Status : **Answered**

Chosen Option : **3**

Q.15 The passage given below is followed by four alternate summaries. Choose the option that best captures the essence of the passage.

Different from individuals, states conduct warfare operations using the DIME model—“diplomacy, information, military, and economics.” Most states do everything they can to inflict pain and confusion on their enemies before deploying the military. In fact, attacks on vectors of information are a well-worn tactic of war and usually are the first target when the charge begins. It's common for telecom data and communications networks to be routinely monitored by governments, which is why the open data policies of the web are so concerning to many advocates of privacy and human rights. With the worldwide adoption of social media, more governments are getting involved in low-grade information warfare through the use of cyber troops. According to a study by the Oxford Internet Institute in 2020, cyber troops are “government or political party actors tasked with manipulating public opinion online.” The Oxford research group was able to identify 81 countries with active cyber troop operations utilizing many different strategies to spread false information, including spending millions on online advertising.

- Ans**
- 1. Using the DIME model, together with military operations, many governments simultaneously conduct information warfare with the help of cyber troops and routinely monitor telecom data and communications networks.
 - 2. Governments primarily use the DIME model to deploy cyber troops who practise low-grade information warfare, seeking to manipulate public opinion with the objective of inflicting pain and confusion on their enemies.
 - 3. As part of conducting information warfare as per the DIME model, many governments routinely monitor telecom data and communications networks, and use cyber troops on social media to manipulate public opinion.
 - 4. Following the DIME model, many governments have taken advantage of open data policies of the web to deploy cyber troops who manipulate domestic public opinion, using advertising and other strategies to spread false information.

Question Type : **MCQ**

Question ID : **332818301**

Status : **Not Answered**

Chosen Option : **--**

Comprehension:

The passage below is accompanied by four questions. Based on the passage, choose the best answer for each question.

[S]pices were a global commodity centuries before European voyages. There was a complex chain of relations, yet consumers had little knowledge of producers and vice versa. Desire for spices helped fuel European colonial empires to create political, military and commercial networks under a single power.

Historians know a fair amount about the supply of spices in Europe during the medieval period – the origins, methods of transportation, the prices – but less about demand. Why go to such extraordinary efforts to procure expensive products from exotic lands? Still, demand was great enough to inspire the voyages of Christopher Columbus and Vasco Da Gama, launching the first fateful wave of European colonialism. . . .

So, why were spices so highly prized in Europe in the centuries from about 1000 to 1500? One widely disseminated explanation for medieval demand for spices was that they covered the taste of spoiled meat. . . . Medieval purchasers consumed meat much fresher than what the average city-dweller in the developed world of today has at hand. However, refrigeration was not available, and some hot spices have been shown to serve as an anti-bacterial agent. Salting, smoking or drying meat were other means of preservation. Most spices used in cooking began as medical ingredients, and throughout the Middle Ages spices were used as both medicines and condiments. Above all, medieval recipes involve the combination of medical and culinary lore in order to balance food's humeral properties and prevent disease. Most spices were hot and dry and so appropriate in sauces to counteract the moist and wet properties supposedly possessed by most meat and fish. . . .

Where spices came from was known in a vague sense centuries before the voyages of Columbus. Just how vague may be judged by looking at medieval world maps . . . To the medieval European imagination, the East was exotic and alluring. Medieval maps often placed India close to the so-called Earthly Paradise, the Garden of Eden described in the Bible.

Geographical knowledge has a lot to do with the perceptions of spices' relative scarcity and the reasons for their high prices. An example of the varying notions of scarcity is the conflicting information about how pepper is harvested. As far back as the 7th century Europeans thought that pepper in India grew on trees "guarded" by serpents that would bite and poison anyone who attempted to gather the fruit. The only way to harvest pepper was to burn the trees, which would drive the snakes underground. Of course, this bit of lore would explain the shriveled black peppercorns, but not white, pink or other colors.

Spices never had the enduring allure or power of gold and silver or the commercial potential of new products such as tobacco, indigo or sugar. But the taste for spices did continue for a while beyond the Middle Ages. As late as the 17th century, the English and the Dutch were struggling for control of the Spice Islands: Dutch New Amsterdam, or New York, was exchanged by the British for one of the Moluccan Islands where nutmeg was grown.

SubQuestion No : 16

Q.16 If a trader brought white peppercorns from India to medieval Europe, all of the following are unlikely to happen, EXCEPT:

- Ans
- 1. Europeans would doubt the story of pepper harvesting.
 - 2. the price of spices would decrease.
 - 3. pepper would no longer be considered exotic.
 - 4. medieval maps would be used as navigational aids.

Question Type : MCQ

Question ID : 332818653

Status : Not Answered

Chosen Option : --

Comprehension:

The passage below is accompanied by four questions. Based on the passage, choose the best answer for each question.

[S]pices were a global commodity centuries before European voyages. There was a complex chain of relations, yet consumers had little knowledge of producers and vice versa. Desire for spices helped fuel European colonial empires to create political, military and commercial networks under a single power.

Historians know a fair amount about the supply of spices in Europe during the medieval period – the origins, methods of transportation, the prices – but less about demand. Why go to such extraordinary efforts to procure expensive products from exotic lands? Still, demand was great enough to inspire the voyages of Christopher Columbus and Vasco Da Gama, launching the first fateful wave of European colonialism. . . .

So, why were spices so highly prized in Europe in the centuries from about 1000 to 1500? One widely disseminated explanation for medieval demand for spices was that they covered the taste of spoiled meat. . . . Medieval purchasers consumed meat much fresher than what the average city-dweller in the developed world of today has at hand. However, refrigeration was not available, and some hot spices have been shown to serve as an anti-bacterial agent. Salting, smoking or drying meat were other means of preservation. Most spices used in cooking began as medical ingredients, and throughout the Middle Ages spices were used as both medicines and condiments. Above all, medieval recipes involve the combination of medical and culinary lore in order to balance food's humeral properties and prevent disease. Most spices were hot and dry and so appropriate in sauces to counteract the moist and wet properties supposedly possessed by most meat and fish. . . .

Where spices came from was known in a vague sense centuries before the voyages of Columbus. Just how vague may be judged by looking at medieval world maps . . . To the medieval European imagination, the East was exotic and alluring. Medieval maps often placed India close to the so-called Earthly Paradise, the Garden of Eden described in the Bible.

Geographical knowledge has a lot to do with the perceptions of spices' relative scarcity and the reasons for their high prices. An example of the varying notions of scarcity is the conflicting information about how pepper is harvested. As far back as the 7th century Europeans thought that pepper in India grew on trees "guarded" by serpents that would bite and poison anyone who attempted to gather the fruit. The only way to harvest pepper was to burn the trees, which would drive the snakes underground. Of course, this bit of lore would explain the shriveled black peppercorns, but not white, pink or other colors.

Spices never had the enduring allure or power of gold and silver or the commercial potential of new products such as tobacco, indigo or sugar. But the taste for spices did continue for a while beyond the Middle Ages. As late as the 17th century, the English and the Dutch were struggling for control of the Spice Islands: Dutch New Amsterdam, or New York, was exchanged by the British for one of the Moluccan Islands where nutmeg was grown.

SubQuestion No : 17

Q.17 In the context of the passage, the people who heard the story of pepper trees being guarded by snakes would be least likely to arrive at the conclusion that

- Ans**
- 1. it is not advisable to go to India to harvest the pepper themselves.
 - 2. this is why pepper is so hot.
 - 3. it is no surprise that the pepper supply is so limited.
 - 4. pepper is costly for good reason.

Question Type : **MCQ**Question ID : **332818651**Status : **Not Answered**

Chosen Option : --

Comprehension:

The passage below is accompanied by four questions. Based on the passage, choose the best answer for each question.

[S]pices were a global commodity centuries before European voyages. There was a complex chain of relations, yet consumers had little knowledge of producers and vice versa. Desire for spices helped fuel European colonial empires to create political, military and commercial networks under a single power.

Historians know a fair amount about the supply of spices in Europe during the medieval period – the origins, methods of transportation, the prices – but less about demand. Why go to such extraordinary efforts to procure expensive products from exotic lands? Still, demand was great enough to inspire the voyages of Christopher Columbus and Vasco Da Gama, launching the first fateful wave of European colonialism. . . .

So, why were spices so highly prized in Europe in the centuries from about 1000 to 1500? One widely disseminated explanation for medieval demand for spices was that they covered the taste of spoiled meat. . . . Medieval purchasers consumed meat much fresher than what the average city-dweller in the developed world of today has at hand. However, refrigeration was not available, and some hot spices have been shown to serve as an anti-bacterial agent. Salting, smoking or drying meat were other means of preservation. Most spices used in cooking began as medical ingredients, and throughout the Middle Ages spices were used as both medicines and condiments. Above all, medieval recipes involve the combination of medical and culinary lore in order to balance food's humeral properties and prevent disease. Most spices were hot and dry and so appropriate in sauces to counteract the moist and wet properties supposedly possessed by most meat and fish. . . .

Where spices came from was known in a vague sense centuries before the voyages of Columbus. Just how vague may be judged by looking at medieval world maps . . . To the medieval European imagination, the East was exotic and alluring. Medieval maps often placed India close to the so-called Earthly Paradise, the Garden of Eden described in the Bible.

Geographical knowledge has a lot to do with the perceptions of spices' relative scarcity and the reasons for their high prices. An example of the varying notions of scarcity is the conflicting information about how pepper is harvested. As far back as the 7th century Europeans thought that pepper in India grew on trees "guarded" by serpents that would bite and poison anyone who attempted to gather the fruit. The only way to harvest pepper was to burn the trees, which would drive the snakes underground. Of course, this bit of lore would explain the shriveled black peppercorns, but not white, pink or other colors.

Spices never had the enduring allure or power of gold and silver or the commercial potential of new products such as tobacco, indigo or sugar. But the taste for spices did continue for a while beyond the Middle Ages. As late as the 17th century, the English and the Dutch were struggling for control of the Spice Islands: Dutch New Amsterdam, or New York, was exchanged by the British for one of the Moluccan Islands where nutmeg was grown.

SubQuestion No : 18

Q.18 It can be inferred that all of the following contributed to a decline in the allure of spices, EXCEPT:

- Ans 1. increase in the availability of spices.
2. changes in European cuisine.
3. changes in the system of medical treatment.
4. the development of refrigeration techniques.

Question Type : **MCQ**Question ID : **332818652**Status : **Not Answered**

Chosen Option : --

Comprehension:

The passage below is accompanied by four questions. Based on the passage, choose the best answer for each question.

[S]pices were a global commodity centuries before European voyages. There was a complex chain of relations, yet consumers had little knowledge of producers and vice versa. Desire for spices helped fuel European colonial empires to create political, military and commercial networks under a single power.

Historians know a fair amount about the supply of spices in Europe during the medieval period – the origins, methods of transportation, the prices – but less about demand. Why go to such extraordinary efforts to procure expensive products from exotic lands? Still, demand was great enough to inspire the voyages of Christopher Columbus and Vasco Da Gama, launching the first fateful wave of European colonialism. . . .

So, why were spices so highly prized in Europe in the centuries from about 1000 to 1500? One widely disseminated explanation for medieval demand for spices was that they covered the taste of spoiled meat. . . . Medieval purchasers consumed meat much fresher than what the average city-dweller in the developed world of today has at hand. However, refrigeration was not available, and some hot spices have been shown to serve as an anti-bacterial agent. Salting, smoking or drying meat were other means of preservation. Most spices used in cooking began as medical ingredients, and throughout the Middle Ages spices were used as both medicines and condiments. Above all, medieval recipes involve the combination of medical and culinary lore in order to balance food's humeral properties and prevent disease. Most spices were hot and dry and so appropriate in sauces to counteract the moist and wet properties supposedly possessed by most meat and fish. . . .

Where spices came from was known in a vague sense centuries before the voyages of Columbus. Just how vague may be judged by looking at medieval world maps . . . To the medieval European imagination, the East was exotic and alluring. Medieval maps often placed India close to the so-called Earthly Paradise, the Garden of Eden described in the Bible.

Geographical knowledge has a lot to do with the perceptions of spices' relative scarcity and the reasons for their high prices. An example of the varying notions of scarcity is the conflicting information about how pepper is harvested. As far back as the 7th century Europeans thought that pepper in India grew on trees "guarded" by serpents that would bite and poison anyone who attempted to gather the fruit. The only way to harvest pepper was to burn the trees, which would drive the snakes underground. Of course, this bit of lore would explain the shriveled black peppercorns, but not white, pink or other colors.

Spices never had the enduring allure or power of gold and silver or the commercial potential of new products such as tobacco, indigo or sugar. But the taste for spices did continue for a while beyond the Middle Ages. As late as the 17th century, the English and the Dutch were struggling for control of the Spice Islands: Dutch New Amsterdam, or New York, was exchanged by the British for one of the Moluccan Islands where nutmeg was grown.

SubQuestion No : 19

Q.19 In the context of the passage, which one of the following conclusions **CANNOT** be reached?

- Ans
- 1. Colonialism was motivated by the demand for spices.
 - 2. Tobacco was more marketable than spices.
 - 3. The spice trade was a driver of colonial expansion.
 - 4. India was colonised for its spices and gold.

Question Type : **MCQ**Question ID : **332818650**Status : **Not Answered**

Chosen Option : --

Comprehension:

The passage below is accompanied by four questions. Based on the passage, choose the best answer for each question.

The job of a peer reviewer is thankless. Collectively, academics spend around 70 million hours every year evaluating each other's manuscripts on the behalf of scholarly journals — and they usually receive no monetary compensation and little if any recognition for their effort. Some do it as a way to keep abreast with developments in their field; some simply see it as a duty to the discipline. Either way, academic publishing would likely crumble without them.

In recent years, some scientists have begun posting their reviews online, mainly to claim credit for their work. Sites like Publons allow researchers to either share entire referee reports or simply list the journals for whom they've carried out a review....

The rise of Publons suggests that academics are increasingly placing value on the work of peer review and asking others, such as grant funders, to do the same. While that's vital in the publish-or-perish culture of academia, there's also immense value in the data underlying peer review. Sharing peer review data could help journals stamp out fraud, inefficiency, and systemic bias in academic publishing.....

Peer review data could also help root out bias. Last year, a study based on peer review data for nearly 24,000 submissions to the biomedical journal eLife found that women and non-Westerners were vastly underrepresented among peer reviewers. Only around one in every five reviewers was female, and less than two percent of reviewers were based in developing countries.... Openly publishing peer review data could perhaps also help journals address another problem in academic publishing: fraudulent peer reviews. For instance, a minority of authors have been known to use phony email addresses to pose as an outside expert and review their own manuscripts....

Opponents of open peer review commonly argue that confidentiality is vital to the integrity of the review process; referees may be less critical of manuscripts if their reports are published, especially if they are revealing their identities by signing them. Some also hold concerns that open reviewing may deter referees from agreeing to judge manuscripts in the first place, or that they'll take longer to do so out of fear of scrutiny....

Even when the content of reviews and the identity of reviewers can't be shared publicly, perhaps journals could share the data with outside researchers for study. Or they could release other figures that wouldn't compromise the anonymity of reviews but that might answer important questions about how long the reviewing process takes, how many researchers editors have to reach out to on average to find one who will carry out the work, and the geographic distribution of peer reviewers.

Of course, opening up data underlying the reviewing process will not fix peer review entirely, and there may be instances in which there are valid reasons to keep the content of peer reviews hidden and the identity of the referees confidential. But the norm should shift from opacity in all cases to opacity only when necessary.

SubQuestion No : 20

Q.20 All of the following are listed as reasons why academics choose to review other scholars' work EXCEPT:

- Ans** ✓ 1. It is seen as an opportunity to expand their influence in the academic community.
- ✗ 2. Some use this as an opportunity to publicise their own review work.
- ✗ 3. It is seen as a form of service to the academic community.
- ✗ 4. It helps them keep current with cutting-edge ideas in their academic disciplines.

Question Type : **MCQ**

Question ID : **332818247**

Status : **Not Answered**

Chosen Option : --

Comprehension:

The passage below is accompanied by four questions. Based on the passage, choose the best answer for each question.

The job of a peer reviewer is thankless. Collectively, academics spend around 70 million hours every year evaluating each other's manuscripts on the behalf of scholarly journals — and they usually receive no monetary compensation and little if any recognition for their effort. Some do it as a way to keep abreast with developments in their field; some simply see it as a duty to the discipline. Either way, academic publishing would likely crumble without them.

In recent years, some scientists have begun posting their reviews online, mainly to claim credit for their work. Sites like Publons allow researchers to either share entire referee reports or simply list the journals for whom they've carried out a review....

The rise of Publons suggests that academics are increasingly placing value on the work of peer review and asking others, such as grant funders, to do the same. While that's vital in the publish-or-perish culture of academia, there's also immense value in the data underlying peer review. Sharing peer review data could help journals stamp out fraud, inefficiency, and systemic bias in academic publishing.....

Peer review data could also help root out bias. Last year, a study based on peer review data for nearly 24,000 submissions to the biomedical journal eLife found that women and non-Westerners were vastly underrepresented among peer reviewers. Only around one in every five reviewers was female, and less than two percent of reviewers were based in developing countries.... Openly publishing peer review data could perhaps also help journals address another problem in academic publishing: fraudulent peer reviews. For instance, a minority of authors have been known to use phony email addresses to pose as an outside expert and review their own manuscripts....

Opponents of open peer review commonly argue that confidentiality is vital to the integrity of the review process; referees may be less critical of manuscripts if their reports are published, especially if they are revealing their identities by signing them. Some also hold concerns that open reviewing may deter referees from agreeing to judge manuscripts in the first place, or that they'll take longer to do so out of fear of scrutiny....

Even when the content of reviews and the identity of reviewers can't be shared publicly, perhaps journals could share the data with outside researchers for study. Or they could release other figures that wouldn't compromise the anonymity of reviews but that might answer important questions about how long the reviewing process takes, how many researchers editors have to reach out to on average to find one who will carry out the work, and the geographic distribution of peer reviewers.

Of course, opening up data underlying the reviewing process will not fix peer review entirely, and there may be instances in which there are valid reasons to keep the content of peer reviews hidden and the identity of the referees confidential. But the norm should shift from opacity in all cases to opacity only when necessary.

SubQuestion No : 21

Q.21 According to the passage, some are opposed to making peer reviews public for all the following reasons EXCEPT that it

- Ans**
- 1. makes reviewers reluctant to review manuscripts, especially if these are critical of the submitted work.
 - 2. delays the manuscript evaluation process as reviewers would take longer to write their reviews.
 - 3. deters reviewers from producing honest, if critical, reviews that are vital to the sound publishing process.
 - 4. leaves the reviewers unexposed to unwarranted and unjustified criticism or comments from others.

Question Type : **MCQ**Question ID : **332818248**Status : **Not Answered**

Chosen Option : --

Comprehension:

The passage below is accompanied by four questions. Based on the passage, choose the best answer for each question.

The job of a peer reviewer is thankless. Collectively, academics spend around 70 million hours every year evaluating each other's manuscripts on the behalf of scholarly journals — and they usually receive no monetary compensation and little if any recognition for their effort. Some do it as a way to keep abreast with developments in their field; some simply see it as a duty to the discipline. Either way, academic publishing would likely crumble without them.

In recent years, some scientists have begun posting their reviews online, mainly to claim credit for their work. Sites like Publons allow researchers to either share entire referee reports or simply list the journals for whom they've carried out a review....

The rise of Publons suggests that academics are increasingly placing value on the work of peer review and asking others, such as grant funders, to do the same. While that's vital in the publish-or-perish culture of academia, there's also immense value in the data underlying peer review. Sharing peer review data could help journals stamp out fraud, inefficiency, and systemic bias in academic publishing.....

Peer review data could also help root out bias. Last year, a study based on peer review data for nearly 24,000 submissions to the biomedical journal eLife found that women and non-Westerners were vastly underrepresented among peer reviewers. Only around one in every five reviewers was female, and less than two percent of reviewers were based in developing countries.... Openly publishing peer review data could perhaps also help journals address another problem in academic publishing: fraudulent peer reviews. For instance, a minority of authors have been known to use phony email addresses to pose as an outside expert and review their own manuscripts....

Opponents of open peer review commonly argue that confidentiality is vital to the integrity of the review process; referees may be less critical of manuscripts if their reports are published, especially if they are revealing their identities by signing them. Some also hold concerns that open reviewing may deter referees from agreeing to judge manuscripts in the first place, or that they'll take longer to do so out of fear of scrutiny....

Even when the content of reviews and the identity of reviewers can't be shared publicly, perhaps journals could share the data with outside researchers for study. Or they could release other figures that wouldn't compromise the anonymity of reviews but that might answer important questions about how long the reviewing process takes, how many researchers editors have to reach out to on average to find one who will carry out the work, and the geographic distribution of peer reviewers.

Of course, opening up data underlying the reviewing process will not fix peer review entirely, and there may be instances in which there are valid reasons to keep the content of peer reviews hidden and the identity of the referees confidential. But the norm should shift from opacity in all cases to opacity only when necessary.

SubQuestion No : 22

Q.22 Based on the passage we can infer that the author would most probably support

- Ans**
- 1. greater transparency across the peer review process in academic publishing.
 - 2. preserving the anonymity of reviewers to protect them from criticism.
 - 3. publicising peer review data rather than the publication of actual reviews.
 - 4. more careful screening to ensure the recruitment of content-familiar peer reviewers.

Question Type : **MCQ**

Question ID : **332818244**

Status : **Not Answered**

Chosen Option : --

Comprehension:

The passage below is accompanied by four questions. Based on the passage, choose the best answer for each question.

The job of a peer reviewer is thankless. Collectively, academics spend around 70 million hours every year evaluating each other's manuscripts on the behalf of scholarly journals — and they usually receive no monetary compensation and little if any recognition for their effort. Some do it as a way to keep abreast with developments in their field; some simply see it as a duty to the discipline. Either way, academic publishing would likely crumble without them.

In recent years, some scientists have begun posting their reviews online, mainly to claim credit for their work. Sites like Publons allow researchers to either share entire referee reports or simply list the journals for whom they've carried out a review....

The rise of Publons suggests that academics are increasingly placing value on the work of peer review and asking others, such as grant funders, to do the same. While that's vital in the publish-or-perish culture of academia, there's also immense value in the data underlying peer review. Sharing peer review data could help journals stamp out fraud, inefficiency, and systemic bias in academic publishing.....

Peer review data could also help root out bias. Last year, a study based on peer review data for nearly 24,000 submissions to the biomedical journal eLife found that women and non-Westerners were vastly underrepresented among peer reviewers. Only around one in every five reviewers was female, and less than two percent of reviewers were based in developing countries.... Openly publishing peer review data could perhaps also help journals address another problem in academic publishing: fraudulent peer reviews. For instance, a minority of authors have been known to use phony email addresses to pose as an outside expert and review their own manuscripts....

Opponents of open peer review commonly argue that confidentiality is vital to the integrity of the review process; referees may be less critical of manuscripts if their reports are published, especially if they are revealing their identities by signing them. Some also hold concerns that open reviewing may deter referees from agreeing to judge manuscripts in the first place, or that they'll take longer to do so out of fear of scrutiny....

Even when the content of reviews and the identity of reviewers can't be shared publicly, perhaps journals could share the data with outside researchers for study. Or they could release other figures that wouldn't compromise the anonymity of reviews but that might answer important questions about how long the reviewing process takes, how many researchers editors have to reach out to on average to find one who will carry out the work, and the geographic distribution of peer reviewers.

Of course, opening up data underlying the reviewing process will not fix peer review entirely, and there may be instances in which there are valid reasons to keep the content of peer reviews hidden and the identity of the referees confidential. But the norm should shift from opacity in all cases to opacity only when necessary.

SubQuestion No : 23

Q.23 According to the passage, which of the following is the only reason NOT given in favour of making peer review data public?

- Ans** 1. It will deal with peer review fraud such as authors publishing bogus reviews of their work.
2. It could address various inefficiencies and fraudulent practices that continue in academic publishing process.
3. It can tackle the problem of selecting appropriately qualified reviewers for academic writing.
4. It would highlight the gender and race biases currently existing in the selection of reviewers.

Question Type : **MCQ**Question ID : **332818245**Status : **Not Answered**

Chosen Option : --

Q.24 The passage given below is followed by four alternate summaries. Choose the option that best captures the essence of the passage.

John Cleese told Fox News Digital that comedians do not have the freedom to be funny in 2022. "There's always been limitations on what they're allowed to say," Cleese said. "I think it's particularly worrying at the moment because you can only create in an atmosphere of freedom, where you're not checking everything you say critically before you move on. What you have to be able to do is to build without knowing where you're going because you've never been there before. That's what creativity is — you have to be allowed to build. And a lot of comedians now are sitting there and when they think of something, they say something like, 'Can I get away with it? I don't think so. So and so got into trouble, and he said that, oh, she said that.' You see what I mean? And that's the death of creativity."

- Ans**
- 1. Comedians must not check what they think and say. They must go where no one has gone before.
 - 2. Comedians are being prevented from saying what they want and that is the death of this art form.
 - 3. Creativity and critical thinking cannot work together. Comedians must first be creative, and later be critical.
 - 4. Freedom and creativity are essential for comedy. Fear about offending people hinders originality.

Question Type : **MCQ**

Question ID : **332818462**

Status : **Answered**

Chosen Option : **2**

Section : **DILR**

Comprehension:

Eight gymnastics players numbered 1 through 8 underwent a training camp where they were coached by three coaches - Xena, Yuki, and Zara. Each coach trained at least two players. Yuki trained only even numbered players, while Zara trained only odd numbered players. After the camp, the coaches evaluated the players and gave integer ratings to the respective players trained by them on a scale of 1 to 7, with 1 being the lowest rating and 7 the highest.

The following additional information is known.

1. Xena trained more players than Yuki.
2. Player-1 and Player-4 were trained by the same coach, while the coaches who trained Player-2, Player-3 and Player-5 were all different.
3. Player-5 and Player-7 were trained by the same coach and got the same rating. All other players got a unique rating.
4. The average of the ratings of all the players was 4.
5. Player-2 got the highest rating.
6. The average of the ratings of the players trained by Yuki was twice that of the players trained by Xena and two more than that of the players trained by Zara.
7. Player-4's rating was double of Player-8's and less than Player-5's.

SubQuestion No : 1

Q.1 What best can be concluded about the number of players coached by Zara?

- Ans**
- 1. Exactly 3
 - 2. Exactly 2
 - 3. Either 2 or 3
 - 4. Either 2 or 3 or 4

Question Type : **MCQ**

Question ID : **332818430**

Status : **Answered**

Chosen Option : **2**

Comprehension:

Eight gymnastics players numbered 1 through 8 underwent a training camp where they were coached by three coaches - Xena, Yuki, and Zara. Each coach trained at least two players. Yuki trained only even numbered players, while Zara trained only odd numbered players. After the camp, the coaches evaluated the players and gave integer ratings to the respective players trained by them on a scale of 1 to 7, with 1 being the lowest rating and 7 the highest.

The following additional information is known.

1. Xena trained more players than Yuki.
2. Player-1 and Player-4 were trained by the same coach, while the coaches who trained Player-2, Player-3 and Player-5 were all different.
3. Player-5 and Player-7 were trained by the same coach and got the same rating. All other players got a unique rating.
4. The average of the ratings of all the players was 4.
5. Player-2 got the highest rating.
6. The average of the ratings of the players trained by Yuki was twice that of the players trained by Xena and two more than that of the players trained by Zara.
7. Player-4's rating was double of Player-8's and less than Player-5's.

SubQuestion No : 2**Q.2 What was the rating of Player-7?**

Case Sensitivity: No

Answer Type: Equal

Possible Answer: 4

Given 4

Answer :

Question Type : SA

Question ID : 332818748

Status : Answered

Comprehension:

Eight gymnastics players numbered 1 through 8 underwent a training camp where they were coached by three coaches - Xena, Yuki, and Zara. Each coach trained at least two players. Yuki trained only even numbered players, while Zara trained only odd numbered players. After the camp, the coaches evaluated the players and gave integer ratings to the respective players trained by them on a scale of 1 to 7, with 1 being the lowest rating and 7 the highest.

The following additional information is known.

1. Xena trained more players than Yuki.
2. Player-1 and Player-4 were trained by the same coach, while the coaches who trained Player-2, Player-3 and Player-5 were all different.
3. Player-5 and Player-7 were trained by the same coach and got the same rating. All other players got a unique rating.
4. The average of the ratings of all the players was 4.
5. Player-2 got the highest rating.
6. The average of the ratings of the players trained by Yuki was twice that of the players trained by Xena and two more than that of the players trained by Zara.
7. Player-4's rating was double of Player-8's and less than Player-5's.

SubQuestion No : 3**Q.3 What was the rating of Player-6?**

Case Sensitivity: No

Answer Type: Equal

Possible Answer: 5

Given 5

Answer :

Question Type : SA

Question ID : 332818749

Status : Answered

Comprehension:

Eight gymnastics players numbered 1 through 8 underwent a training camp where they were coached by three coaches - Xena, Yuki, and Zara. Each coach trained at least two players. Yuki trained only even numbered players, while Zara trained only odd numbered players. After the camp, the coaches evaluated the players and gave integer ratings to the respective players trained by them on a scale of 1 to 7, with 1 being the lowest rating and 7 the highest.

The following additional information is known.

1. Xena trained more players than Yuki.
2. Player-1 and Player-4 were trained by the same coach, while the coaches who trained Player-2, Player-3 and Player-5 were all different.
3. Player-5 and Player-7 were trained by the same coach and got the same rating. All other players got a unique rating.
4. The average of the ratings of all the players was 4.
5. Player-2 got the highest rating.
6. The average of the ratings of the players trained by Yuki was twice that of the players trained by Xena and two more than that of the players trained by Zara.
7. Player-4's rating was double of Player-8's and less than Player-5's.

SubQuestion No : 4

Q.4 For how many players the ratings can be determined with certainty?

Case Sensitivity: No

Answer Type: Equal

Possible Answer: 6

Given 4

Answer :

Question Type : SA

Question ID : 332818750

Status : Answered

Comprehension:

Eight gymnastics players numbered 1 through 8 underwent a training camp where they were coached by three coaches - Xena, Yuki, and Zara. Each coach trained at least two players. Yuki trained only even numbered players, while Zara trained only odd numbered players. After the camp, the coaches evaluated the players and gave integer ratings to the respective players trained by them on a scale of 1 to 7, with 1 being the lowest rating and 7 the highest.

The following additional information is known.

1. Xena trained more players than Yuki.
2. Player-1 and Player-4 were trained by the same coach, while the coaches who trained Player-2, Player-3 and Player-5 were all different.
3. Player-5 and Player-7 were trained by the same coach and got the same rating. All other players got a unique rating.
4. The average of the ratings of all the players was 4.
5. Player-2 got the highest rating.
6. The average of the ratings of the players trained by Yuki was twice that of the players trained by Xena and two more than that of the players trained by Zara.
7. Player-4's rating was double of Player-8's and less than Player-5's.

SubQuestion No : 5

Q.5 Who all were the players trained by Xena?

Ans 1. Player-1, Player-3, Player-4, Player-8

2. Player-1, Player-3, Player-4

3. Player-1, Player-3, Player-4, Player-6

4. Player-1, Player-4, Player-6, Player-8

Question Type : MCQ

Question ID : 332818392

Status : Answered

Chosen Option : 1

Comprehension:

The numbers 1, 2, 3, 4, 5, 6, 7, 8, 9, and 10 are placed in ten slots of the following grid based on the conditions below.

	Column 1	Column 2	Column 3	Column 4
Row 1				
Row 2				
Row 3				
Row 4				

1. Numbers in any row appear in an increasing order from left to right.
2. Numbers in any column appear in a decreasing order from top to bottom.
3. 1 is placed either in the same row or in the same column as 10.
4. Neither 2 nor 3 is placed in the same row or in the same column as 10.
5. Neither 7 nor 8 is placed in the same row or in the same column as 9.
6. 4 and 6 are placed in the same row.

SubQuestion No : 6

Q.6 What is the row number which has the least sum of numbers placed in that row?

Case Sensitivity: No

Answer Type: Equal

Possible Answer: 4

Given 3

Answer :

Question Type : SA

Question ID : 332818734

Status : Answered

Comprehension:

The numbers 1, 2, 3, 4, 5, 6, 7, 8, 9, and 10 are placed in ten slots of the following grid based on the conditions below.

	Column 1	Column 2	Column 3	Column 4
Row 1				
Row 2				
Row 3				
Row 4				

1. Numbers in any row appear in an increasing order from left to right.
2. Numbers in any column appear in a decreasing order from top to bottom.
3. 1 is placed either in the same row or in the same column as 10.
4. Neither 2 nor 3 is placed in the same row or in the same column as 10.
5. Neither 7 nor 8 is placed in the same row or in the same column as 9.
6. 4 and 6 are placed in the same row.

SubQuestion No : 7

Q.7 Which of the following statements MUST be true?

- 10 is placed in a slot in Row 1.
- 1 is placed in a slot in Row 4.

Ans 1. Only II

2. Both I and II

3. Neither I nor II

4. Only I

Question Type : MCQ

Question ID : 332818188

Status : Answered

Chosen Option : 4

Comprehension:

The numbers 1, 2, 3, 4, 5, 6, 7, 8, 9, and 10 are placed in ten slots of the following grid based on the conditions below.

	Column 1	Column 2	Column 3	Column 4
Row 1				
Row 2				
Row 3				
Row 4				

1. Numbers in any row appear in an increasing order from left to right.
2. Numbers in any column appear in a decreasing order from top to bottom.
3. 1 is placed either in the same row or in the same column as 10.
4. Neither 2 nor 3 is placed in the same row or in the same column as 10.
5. Neither 7 nor 8 is placed in the same row or in the same column as 9.
6. 4 and 6 are placed in the same row.

SubQuestion No : 8

Q.8 Which of the following statements MUST be true?

- I. 2 is placed in a slot in Column 2.
- II. 3 is placed in a slot in Column 3.

- Ans 1. Only II
2. Neither I nor II
3. Only I
4. Both I and II

Question Type : **MCQ**
 Question ID : **332818189**
 Status : **Answered**
 Chosen Option : **4**

Comprehension:

The numbers 1, 2, 3, 4, 5, 6, 7, 8, 9, and 10 are placed in ten slots of the following grid based on the conditions below.

	Column 1	Column 2	Column 3	Column 4
Row 1				
Row 2				
Row 3				
Row 4				

1. Numbers in any row appear in an increasing order from left to right.
2. Numbers in any column appear in a decreasing order from top to bottom.
3. 1 is placed either in the same row or in the same column as 10.
4. Neither 2 nor 3 is placed in the same row or in the same column as 10.
5. Neither 7 nor 8 is placed in the same row or in the same column as 9.
6. 4 and 6 are placed in the same row.

SubQuestion No : 9

Q.9 For how many slots in the grid, placement of numbers CANNOT be determined with certainty?

Case Sensitivity: No
 Answer Type: Equal
 Possible Answer: 2

Given 2
 Answer :

Question Type : **SA**
 Question ID : **332818735**
 Status : **Answered**

Comprehension:

The numbers 1, 2, 3, 4, 5, 6, 7, 8, 9, and 10 are placed in ten slots of the following grid based on the conditions below.

	Column 1	Column 2	Column 3	Column 4
Row 1				
Row 2				
Row 3				
Row 4				

- 1. Numbers in any row appear in an increasing order from left to right.
- 2. Numbers in any column appear in a decreasing order from top to bottom.
- 3. 1 is placed either in the same row or in the same column as 10.
- 4. Neither 2 nor 3 is placed in the same row or in the same column as 10.
- 5. Neither 7 nor 8 is placed in the same row or in the same column as 9.
- 6. 4 and 6 are placed in the same row.

SubQuestion No : 10

Q.10 What is the sum of the numbers placed in Column 4?

Case Sensitivity: No

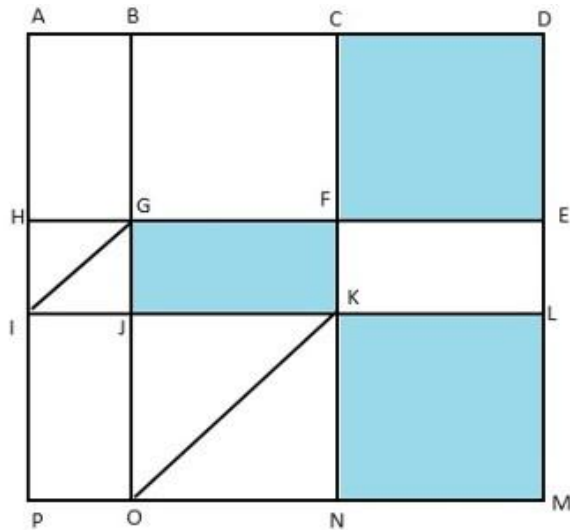
Answer Type: Equal

Possible Answer: 26

Given 16

Answer :

Question Type : SA
Question ID : 332818736
Status : Answered

Comprehension:

The above is a schematic diagram of walkways (indicated by all the straight-lines) and lakes (3 of them, each in the shape of rectangles – shaded in the diagram) of a gated area. Different points on the walkway are indicated by letters (A through P) with distances being $OP = 150$ m, $ON = MN = 300$ m, $ML = 400$ m, $EL = 200$ m, $DE = 400$ m.

The following additional information about the facilities in the area is known.

1. The only entry/exit point is at C.
2. There are many residences within the gated area; all of them are located on the path AH and ML with four of them being at A, H, M, and L.
3. The post office is located at P and the bank is located at B.

SubQuestion No : 11

Q.11 One resident whose house is located at L, needs to visit the post office as well as the bank. What is the minimum distance (in m) he has to walk starting from his residence and returning to his residence after visiting both the post office and the bank?

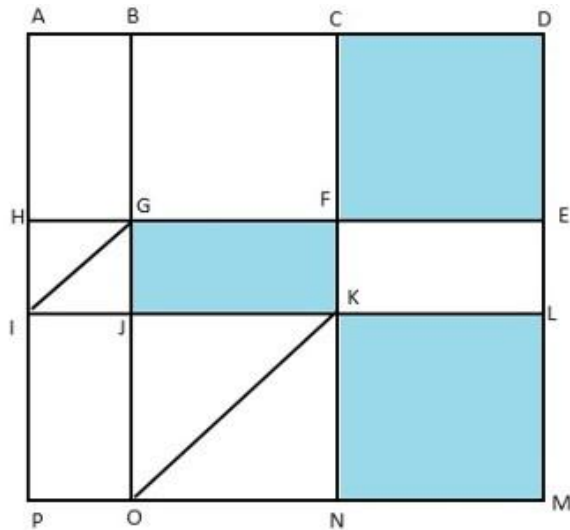
- Ans 1. 3200
 2. 3000
 3. 2700
 4. 3000

Question Type : **MCQ**

Question ID : **33281855**

Status : **Not Answered**

Chosen Option : --

Comprehension:

The above is a schematic diagram of walkways (indicated by all the straight-lines) and lakes (3 of them, each in the shape of rectangles – shaded in the diagram) of a gated area. Different points on the walkway are indicated by letters (A through P) with distances being $OP = 150$ m, $ON = MN = 300$ m, $ML = 400$ m, $EL = 200$ m, $DE = 400$ m.

The following additional information about the facilities in the area is known.

1. The only entry/exit point is at C.
2. There are many residences within the gated area; all of them are located on the path AH and ML with four of them being at A, H, M, and L.
3. The post office is located at P and the bank is located at B.

SubQuestion No : 12

Q.12 One person enters the gated area and decides to walk as much as possible before leaving the area without walking along any path more than once and always walking next to one of the lakes. Note that he may cross a point multiple times. How much distance (in m) will he walk within the gated area?

- Ans
- 1. 3000
 - 2. 3800
 - 3. 2800
 - 4. 3200

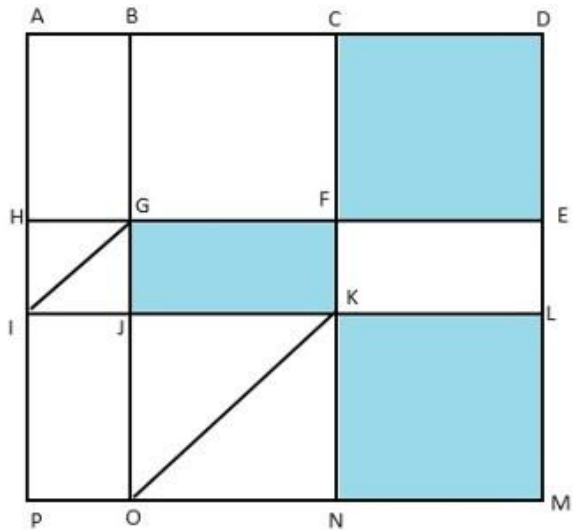
Question Type : **MCQ**

Question ID : **33281856**

Status : **Not Answered**

Chosen Option : --

Comprehension:



The above is a schematic diagram of walkways (indicated by all the straight-lines) and lakes (3 of them, each in the shape of rectangles – shaded in the diagram) of a gated area. Different points on the walkway are indicated by letters (A through P) with distances being $OP = 150\text{ m}$, $ON = MN = 300\text{ m}$, $ML = 400\text{ m}$, $EL = 200\text{ m}$, $DE = 400\text{ m}$.

The following additional information about the facilities in the area is known.

1. The only entry/exit point is at C.
2. There are many residences within the gated area; all of them are located on the path AH and ML with four of them being at A, H, M, and L.
3. The post office is located at P and the bank is located at B.

SubQuestion No : 13

Q.13 One resident takes a walk within the gated area starting from A and returning to A without going through any point (other than A) more than once. What is the maximum distance (in m) she can walk in this way?

Case Sensitivity: No

Answer Type: Equal

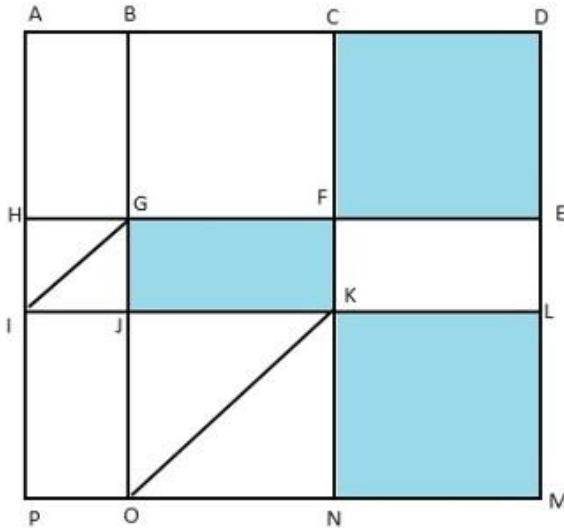
Possible Answer: 5100

Given 75

Answer :

Question Type : SA
 Question ID : 332818699
 Status : Answered

Comprehension:



The above is a schematic diagram of walkways (indicated by all the straight-lines) and lakes (3 of them, each in the shape of rectangles – shaded in the diagram) of a gated area. Different points on the walkway are indicated by letters (A through P) with distances being $OP = 150\text{ m}$, $ON = MN = 300\text{ m}$, $ML = 400\text{ m}$, $EL = 200\text{ m}$, $DE = 400\text{ m}$.

The following additional information about the facilities in the area is known.

1. The only entry/exit point is at C.
2. There are many residences within the gated area; all of them are located on the path AH and ML with four of them being at A, H, M, and L.
3. The post office is located at P and the bank is located at B.

SubQuestion No : 14

Q.14 Visitors coming for morning walks are allowed to enter as long as they do not pass by any of the residences and do not cross any point (except C) more than once. What is the maximum distance (in m) that such a visitor can walk within the gated area?

Case Sensitivity: No

Answer Type: Equal

Possible Answer: 3500

Given 100

Answer :

Question Type : SA
 Question ID : 332818700
 Status : Answered

Comprehension:

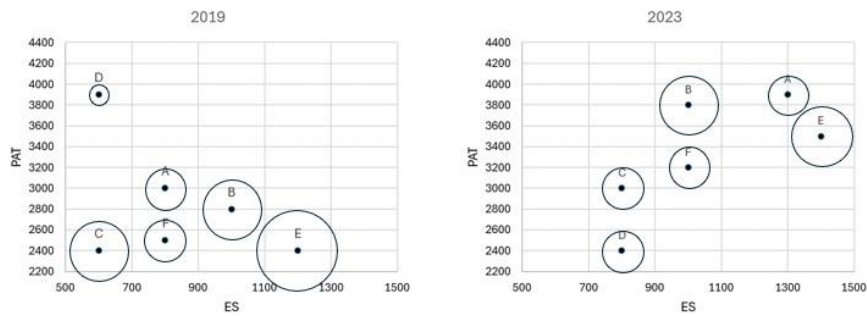
The two plots below give the following information about six firms A, B, C, D, E, and F for 2019 and 2023.

PAT: The firm's profits after taxes in Rs. crores,

ES: The firm's employee strength, that is the number of employees in the firm, and

PRD: The percentage of the firm's PAT that they spend on Research and Development (R&D).

In the plots, the horizontal and vertical coordinates of point representing each firm gives their ES and PAT values respectively. The PRD values of each firm are proportional to the areas around the points representing each firm. The areas are comparable between the two plots, i.e., equal areas in the two plots represent the same PRD values for the two years.



SubQuestion No : 15

Q.15 Assume that the annual rate of growth in PAT over the previous year (ARG) remained constant over the years for each of the six firms. Which among the firms A, B, C, and E had the highest ARG?

- Ans
- 1. Firm B
 - 2. Firm C
 - 3. Firm E
 - 4. Firm A

Question Type : **MCQ**
 Question ID : **332818518**
 Status : **Not Answered**
 Chosen Option : --

Comprehension:

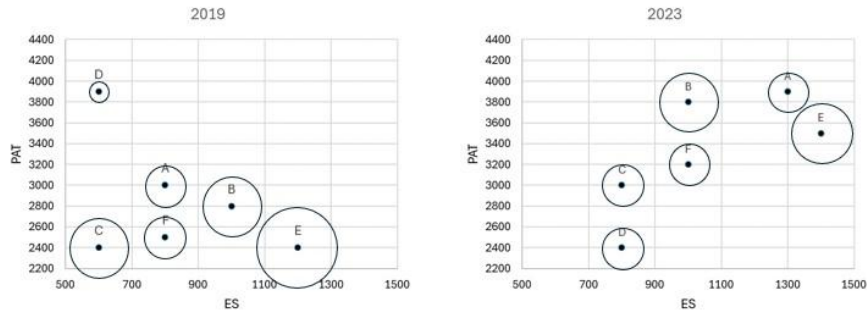
The two plots below give the following information about six firms A, B, C, D, E, and F for 2019 and 2023.

PAT: The firm's profits after taxes in Rs. crores,

ES: The firm's employee strength, that is the number of employees in the firm, and

PRD: The percentage of the firm's PAT that they spend on Research and Development (R&D).

In the plots, the horizontal and vertical coordinates of point representing each firm gives their ES and PAT values respectively. The PRD values of each firm are proportional to the areas around the points representing each firm. The areas are comparable between the two plots, i.e., equal areas in the two plots represent the same PRD values for the two years.



SubQuestion No : 16

Q.16

The ratio of the amount of money spent by Firm C on R&D in 2019 to that in 2023 is closest to

- Ans 1.9 : 4
 2.9 : 5
 3.5 : 6
 4.5 : 9

Question Type : **MCQ**
 Question ID : **332818519**
 Status : **Not Answered**
 Chosen Option : --

Comprehension:

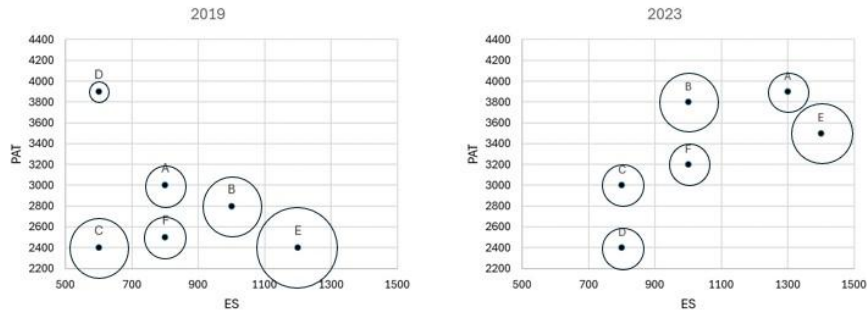
The two plots below give the following information about six firms A, B, C, D, E, and F for 2019 and 2023.

PAT: The firm's profits after taxes in Rs. crores,

ES: The firm's employee strength, that is the number of employees in the firm, and

PRD: The percentage of the firm's PAT that they spend on Research and Development (R&D).

In the plots, the horizontal and vertical coordinates of point representing each firm gives their ES and PAT values respectively. The PRD values of each firm are proportional to the areas around the points representing each firm. The areas are comparable between the two plots, i.e., equal areas in the two plots represent the same PRD values for the two years.



SubQuestion No : 17

Q.17 Which among the firms A, C, E, and F had the maximum PAT per employee in 2023?

- Ans
- 1. Firm A
 - 2. Firm F
 - 3. Firm E
 - 4. Firm C

Question Type : **MCQ**
 Question ID : **332818520**
 Status : **Not Answered**
 Chosen Option : --

Comprehension:

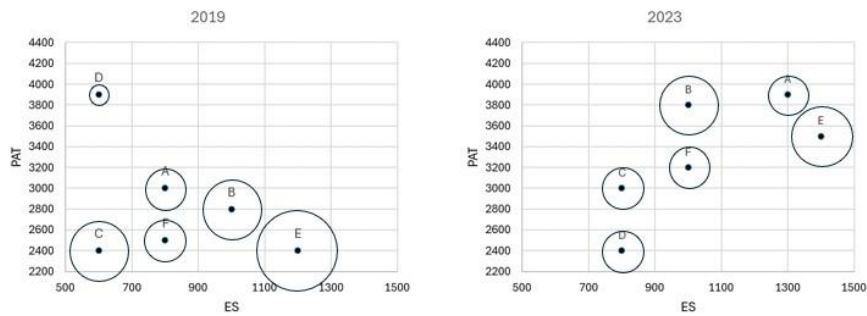
The two plots below give the following information about six firms A, B, C, D, E, and F for 2019 and 2023.

PAT: The firm's profits after taxes in Rs. crores,

ES: The firm's employee strength, that is the number of employees in the firm, and

PRD: The percentage of the firm's PAT that they spend on Research and Development (R&D).

In the plots, the horizontal and vertical coordinates of point representing each firm gives their ES and PAT values respectively. The PRD values of each firm are proportional to the areas around the points representing each firm. The areas are comparable between the two plots, i.e., equal areas in the two plots represent the same PRD values for the two years.



SubQuestion No : 18

Q.18 Which among the firms C, D, E, and F had the least amount of R&D spending per employee in 2023?

- Ans
- 1. Firm E
 - 2. Firm F
 - 3. Firm C
 - 4. Firm D

Question Type : **MCQ**
 Question ID : **332818521**
 Status : **Not Answered**
 Chosen Option : --

Comprehension:

An online e-commerce firm receives daily integer product ratings from 1 through 5 given by buyers. The daily average is the average of the ratings given on that day. The cumulative average is the average of all ratings given on or before that day.

The rating system began on Day 1, and the cumulative averages were 3 and 3.1 at the end of Day 1 and Day 2, respectively. The distribution of ratings on Day 2 is given in the figure below.



The following information is known about ratings on Day 3.

- 100 buyers gave product ratings on Day 3.
- The modes of the product ratings were 4 and 5.
- The numbers of buyers giving each product rating are non-zero multiples of 10.
- The same number of buyers gave product ratings of 1 and 2, and that number is half the number of buyers who gave a rating of 3.

SubQuestion No : 19

Q.19 How many buyers gave ratings on Day 1?

Case Sensitivity: No

Answer Type: Equal

Possible Answer: 150

Given 50

Answer :

Question Type : SA

Question ID : 332818704

Status : Answered

Comprehension:

An online e-commerce firm receives daily integer product ratings from 1 through 5 given by buyers. The daily average is the average of the ratings given on that day. The cumulative average is the average of all ratings given on or before that day.

The rating system began on Day 1, and the cumulative averages were 3 and 3.1 at the end of Day 1 and Day 2, respectively. The distribution of ratings on Day 2 is given in the figure below.



The following information is known about ratings on Day 3.

- 100 buyers gave product ratings on Day 3.
- The modes of the product ratings were 4 and 5.
- The numbers of buyers giving each product rating are non-zero multiples of 10.
- The same number of buyers gave product ratings of 1 and 2, and that number is half the number of buyers who gave a rating of 3.

SubQuestion No : 20

Q.20 What is the daily average rating of Day 3?

- Ans 1. 3.6
2. 3.2
3. 3.5
4. 3.0

Question Type : **MCQ**

Question ID : **332818311**

Status : **Not Answered**

Chosen Option : --

Comprehension:

An online e-commerce firm receives daily integer product ratings from 1 through 5 given by buyers. The daily average is the average of the ratings given on that day. The cumulative average is the average of all ratings given on or before that day.

The rating system began on Day 1, and the cumulative averages were 3 and 3.1 at the end of Day 1 and Day 2, respectively. The distribution of ratings on Day 2 is given in the figure below.



The following information is known about ratings on Day 3.

- 100 buyers gave product ratings on Day 3.
- The modes of the product ratings were 4 and 5.
- The numbers of buyers giving each product rating are non-zero multiples of 10.
- The same number of buyers gave product ratings of 1 and 2, and that number is half the number of buyers who gave a rating of 3.

SubQuestion No : 21

Q.21 What is the median of all ratings given on Day 3?

Case Sensitivity: No

Answer Type: Equal

Possible Answer: 4

Given 4

Answer :

Question Type : SA

Question ID : 332818705

Status : Answered

Comprehension:

An online e-commerce firm receives daily integer product ratings from 1 through 5 given by buyers. The daily average is the average of the ratings given on that day. The cumulative average is the average of all ratings given on or before that day.

The rating system began on Day 1, and the cumulative averages were 3 and 3.1 at the end of Day 1 and Day 2, respectively. The distribution of ratings on Day 2 is given in the figure below.



The following information is known about ratings on Day 3.

- 100 buyers gave product ratings on Day 3.
- The modes of the product ratings were 4 and 5.
- The numbers of buyers giving each product rating are non-zero multiples of 10.
- The same number of buyers gave product ratings of 1 and 2, and that number is half the number of buyers who gave a rating of 3.

SubQuestion No : 22

Q.22 Which of the following is true about the cumulative average ratings of Day 2 and Day 3?

- Ans** 1. The cumulative average of Day 3 increased by more than 8% from Day 2.
2. The cumulative average of Day 3 increased by a percentage between 5% and 8% from Day 2.
3. The cumulative average of Day 3 decreased from Day 2.
4. The cumulative average of Day 3 increased by less than 5% from Day 2.

Question Type : **MCQ**

Question ID : **332818315**

Status : **Not Answered**

Chosen Option : --

Section : **QA**

Q.1

$$\text{If } (x + 6\sqrt{2})^{\frac{1}{2}} - (x - 6\sqrt{2})^{\frac{1}{2}} = 2\sqrt{2}, \text{ then } x \text{ equals}$$

Case Sensitivity: No

Answer Type: Equal

Possible Answer: 11

Given 9

Answer :

Question Type : **SA**

Question ID : **332818608**

Status : **Answered**

Q.2 A bus starts at 9 am and follows a fixed route every day. One day, it traveled at a constant speed of 60 km per hour and reached its destination 3.5 hours later than its scheduled arrival time. Next day, it traveled two-thirds of its route in one-third of its total scheduled travel time, and the remaining part of the route at 40 km per hour to reach just on time. The scheduled arrival time of the bus is

- Ans 1. 7 : 30 pm
 2. 7 : 00 pm
 3. 10 : 30 pm
 4. 9 : 00 pm

Question Type : **MCQ**
 Question ID : **332818573**
 Status : **Answered**
 Chosen Option : **3**

Q.3 All the values of x satisfying the inequality $\frac{1}{x+5} \leq \frac{1}{2x-3}$ are

- Ans 1. $-5 < x < \frac{3}{2}$ or $\frac{3}{2} < x \leq 8$
 2. $-5 < x < \frac{3}{2}$ or $x > \frac{3}{2}$
 3. $x < -5$ or $x > \frac{3}{2}$
 4. $x < -5$ or $\frac{3}{2} < x \leq 8$

Question Type : **MCQ**
 Question ID : **33281850**
 Status : **Answered**
 Chosen Option : **4**

Q.4 When 3^{333} is divided by 11, the remainder is

- Ans 1. 1
 2. 6
 3. 5
 4. 10

Question Type : **MCQ**
 Question ID : **332818543**
 Status : **Answered**
 Chosen Option : **3**

Q.5 If m and n are natural numbers such that $n > 1$, and $m^n = 2^{25} \times 3^{40}$, then $m - n$ equals

- Ans 1. 209942
 2. 209947
 3. 209932
 4. 209937

Question Type : **MCQ**
 Question ID : **332818540**
 Status : **Answered**
 Chosen Option : **1**

Q.6 The roots α, β of the equation $3x^2 + \lambda x - 1 = 0$, satisfy $\frac{1}{\alpha^2} + \frac{1}{\beta^2} = 15$.

The value of $(\alpha^3 + \beta^3)^2$, is

- Ans
- 1. 16
 - 2. 9
 - 3. 1
 - 4. 4

Question Type : MCQ

Question ID : 332818161

Status : Answered

Chosen Option : 4

Q.7 If x and y satisfy the equations $|x| + x + y = 15$ and $x + |y| - y = 20$, then $(x - y)$ equals

- Ans
- 1. 5
 - 2. 10
 - 3. 20
 - 4. 15

Question Type : MCQ

Question ID : 332818561

Status : Not Answered

Chosen Option : --

Q.8 Anil invests Rs 22000 for 6 years in a scheme with 4% interest per annum, compounded half-yearly. Separately, Sunil invests a certain amount in the same scheme for 5 years, and then reinvests the entire amount he receives at the end of 5 years, for one year at 10% simple interest. If the amounts received by both at the end of 6 years are equal, then the initial investment, in rupees, made by Sunil is

- Ans
- 1. 20640
 - 2. 20808
 - 3. 20860
 - 4. 20480

Question Type : MCQ

Question ID : 332818549

Status : Not Answered

Chosen Option : --

Q.9 A vessel contained a certain amount of a solution of acid and water. When 2 litres of water was added to it, the new solution had 50% acid concentration. When 15 litres of acid was further added to this new solution, the final solution had 80% acid concentration. The ratio of water and acid in the original solution was

- Ans
- 1. 3 : 5
 - 2. 5 : 3
 - 3. 4 : 5
 - 4. 5 : 4

Question Type : MCQ

Question ID : 332818135

Status : Answered

Chosen Option : 1

Q.10 The coordinates of the three vertices of a triangle are: (1, 2), (7, 2), and (1, 10). Then the radius of the incircle of the triangle is

Case Sensitivity: No

Answer Type: Equal

Possible Answer: 2

Given 4

Answer :

Question Type : SA

Question ID : 332818605

Status : Answered

Q.11 Bina incurs 19% loss when she sells a product at Rs. 4860 to Shyam, who in turn sells this product to Hari. If Bina would have sold this product to Shyam at the purchase price of Hari, she would have obtained 17% profit. Then, the profit, in rupees, made by Shyam is

Case Sensitivity: No

Answer Type: Equal

Possible Answer: 2160

Given 400

Answer :

Question Type : SA

Question ID : 332818615

Status : Marked For Review

Q.12 Amal and Vimal together can complete a task in 150 days, while Vimal and Sunil together can complete the same task in 100 days. Amal starts working on the task and works for 75 days, then Vimal takes over and works for 135 days. Finally, Sunil takes over and completes the remaining task in 45 days. If Amal had started the task alone and worked on all days, Vimal had worked on every second day, and Sunil had worked on every third day, then the number of days required to complete the task would have been

Case Sensitivity: No

Answer Type: Equal

Possible Answer: 139

Given 80

Answer :

Question Type : SA

Question ID : 332818571

Status : Answered

Q.13 A function f maps the set of natural numbers to whole numbers, such that $f(xy) = f(x)f(y) + f(x) + f(y)$ for all x, y and $f(p) = 1$ for every prime number p . Then, the value of $f(160000)$ is

Ans 1. 4095

2. 8191

3. 2047

4. 1023

Question Type : MCQ

Question ID : 332818122

Status : Answered

Chosen Option : 1

Q.14 When Rajesh's age was same as the present age of Garima, the ratio of their ages was 3 : 2. When Garima's age becomes the same as the present age of Rajesh, the ratio of the ages of Rajesh and Garima will become

- Ans
- 1. 5 : 4
 - 2. 2 : 1
 - 3. 4 : 3
 - 4. 3 : 2

Question Type : **MCQ**

Question ID : **332818183**

Status : **Answered**

Chosen Option : **3**

Q.15 The sum of the infinite series $\frac{1}{5} \left(\frac{1}{5} - \frac{1}{7} \right) + \left(\frac{1}{5} \right)^2 \left(\left(\frac{1}{5} \right)^2 - \left(\frac{1}{7} \right)^2 \right) + \left(\frac{1}{5} \right)^3 \left(\left(\frac{1}{5} \right)^3 - \left(\frac{1}{7} \right)^3 \right) + \dots$ is equal to

- Ans
- 1. $\frac{7}{408}$
 - 2. $\frac{5}{408}$
 - 3. $\frac{7}{816}$
 - 4. $\frac{5}{816}$

Question Type : **MCQ**

Question ID : **332818566**

Status : **Not Answered**

Chosen Option : --

Q.16 A fruit seller has a stock of mangoes, bananas and apples with at least one fruit of each type. At the beginning of a day, the number of mangoes make up 40% of his stock. That day, he sells half of the mangoes, 96 bananas and 40% of the apples. At the end of the day, he ends up selling 50% of the fruits. The smallest possible total number of fruits in the stock at the beginning of the day is

Case Sensitivity: No

Answer Type: Equal

Possible Answer: 340

Given --
Answer :

Question Type : **SA**

Question ID : **332818627**

Status : **Not Answered**

Q.17 Three circles of equal radii touch (but not cross) each other externally. Two other circles, X and Y, are drawn such that both touch (but not cross) each of the three previous circles. If the radius of X is more than that of Y, the ratio of the radii of X and Y is

- Ans
- 1. $4 + \sqrt{3} : 1$
 - 2. $2 + \sqrt{3} : 1$
 - 3. $4 + 2\sqrt{3} : 1$
 - 4. $7 + 4\sqrt{3} : 1$

Question Type : **MCQ**

Question ID : **332818369**

Status : **Not Answered**

Chosen Option : --



Q.18 A company has 40 employees whose names are listed in a certain order. In the year 2022, the average bonus of the first 30 employees was Rs. 40000, of the last 30 employees was Rs. 60000, and of the first 10 and last 10 employees together was Rs. 50000. Next year, the average bonus of the first 10 employees increased by 100%, of the last 10 employees increased by 200% and of the remaining employees was unchanged. Then, the average bonus, in rupees, of all the 40 employees together in the year 2023 was

- Ans 1. 90000
 2. 95000
 3. 85000
 4. 80000

Question Type : **MCQ**
 Question ID : **33281875**
 Status : **Answered**
 Chosen Option : **3**

Q.19 ABCD is a trapezium in which AB is parallel to CD. The sides AD and BC when extended, intersect at point E. If AB = 2 cm, CD = 1 cm, and perimeter of ABCD is 6 cm, then the perimeter, in cm, of $\triangle AEB$ is

- Ans 1. 10
 2. 9
 3. 8
 4. 7

Question Type : **MCQ**
 Question ID : **332818354**
 Status : **Not Answered**
 Chosen Option : --

Q.20 If x and y are real numbers such that $4x^2 + 4y^2 - 4xy - 6y + 3 = 0$, then the value of $(4x + 5y)$ is

Case Sensitivity: No
 Answer Type: Equal
 Possible Answer: 7

Given --
 Answer :

Question Type : **SA**
 Question ID : **332818623**
 Status : **Not Answered**

Q.21 P, Q, R and S are four towns. One can travel between P and Q along 3 direct paths, between Q and S along 4 direct paths, and between P and R along 4 direct paths. There is no direct path between P and S, while there are few direct paths between Q and R, and between R and S. One can travel from P to S either via Q, or via R, or via Q followed by R, respectively, in exactly 62 possible ways. One can also travel from Q to R either directly, or via P, or via S, in exactly 27 possible ways. Then, the number of direct paths between Q and R is

Case Sensitivity: No
 Answer Type: Equal
 Possible Answer: 7

Given **3**
 Answer :

Question Type : **SA**
 Question ID : **332818625**
 Status : **Answered**

Q.22

If a, b and c are positive real numbers such that $a > 10 \geq b \geq c$ and

$$\frac{\log_8(a+b)}{\log_2 c} + \frac{\log_{27}(a-b)}{\log_3 c} = \frac{2}{3},$$
 then the greatest possible integer value of a is

Case Sensitivity: No

Answer Type: Equal

Possible Answer: 14

Given 17

Answer :

Question Type : SA

Question ID : 332818620

Status : Answered